

# EMPOWERING



# THE NEXT GENERATION



**L.I.T. MINISTRIES**  
Empowering The Next Generation

**STUDENT HANDBOOK**



**L.I.T. MINISTRIES**  
Empowering The Next Generation

**Mission:** Our mission is “Empowering The Next Generation.”

**Purpose:** Our goal is to recognize the uniqueness of every child. We are committed to reach them with the Gospel of Jesus Christ and disciple, equip, and release them for ministry in the church and as missionaries in the world.

Definition of Child: Birth through 18 years of age

Unless otherwise indicated, Scripture quotations are taken from the HOLY BIBLE, NEW KING JAMES VERSION. Copyright © 1982 by Thomas Nelson, Inc.

Empowering The Next Generation  
Leadership Training Handbook  
**Student Guide 2020**

Revised 2019, 2020

Copyright © 2016 by L.I.T. Ministries

L.I.T. Ministries  
5876 Garner Adell Rd.  
Weatherford, TX 76088

[www.leadersintraining.com](http://www.leadersintraining.com)

Written by Dr. Clint May  
Edited by Amy McMullin



## Table of Contents

|   |    |
|---|----|
| Recognizing the Significance of Children in the Church Today .....        | 1  |
| Twelve Biblical Principles to Follow for Children’s Ministry .....        | 5  |
| Four Steps to Disciple and Equip Children and Students .....              | 8  |
| 1. Parent Involvement.....  | 9  |
| • How to Properly Train Parents to Disciple Their Children .....          | 11 |
| • How to Lead a Parent Orientation .....                                  | 13 |
| 2. Discipleship and Equipping .....                                       | 14 |
| • Guiding Children into the Spiritual Depths with God .....               | 16 |
| • Teaching Spiritual Disciplines .....                                    | 19 |
| • The Cross.....  | 20 |
| ➤ Jesus Is Lord (Lordship) .....  | 21 |
| ➤ Read the Bible (God’s Word) .....                                       | 22 |
| ➤ Talk With God (Prayer and Personal Worship) .....                       | 23 |
| ○ Prayer and Worship: God Encounters .....                                | 24 |
| ○ Igniting a Child’s Prayer Life: “Journey of Prayer” .....               | 24 |
| ○ Training Warriors for the King: Prayer Journal .....                    | 25 |
| ➤ Tell Others .....   | 26 |
| ➤ Gifts and Ministry .....  | 27 |
| ➤ Life of Obedience.....  | 28 |
| 3. Ministry Training/Involvement.....                                     | 29 |
| • Engaging Children in Ministry Using Their Spiritual Gifts .....         | 31 |
| 4. Missions/Evangelism .....  | 34 |
| • Teaching Children How to Share the Gospel .....                         | 35 |
| • Preparing Children to Share the Gospel/Counseling.....                  | 36 |
| • ABC Counseling Card .....   | 37 |
| • Mobilizing Children to Go into Your Community to Share the Gospel.....  | 38 |
| • Preparing Children and Students for a Mission Trip.....                 | 40 |
| Children & Students Discipling Others .....                               | 41 |
| Building a Bridge Between Children and Student Ministry .....             | 42 |
| ★ Developing Servant-Leaders from the Bottom Up .....                     | 43 |
| ★ Giving God-Sized Challenges.....  | 44 |
| What Should I Do When a Child Tells Me They Feel Called to Ministry ..... | 45 |
| God and Church .....  | 46 |
| ★ Casting the Vision.....   | 47 |
| Planning for Success: Developing Your Timeline.....                       | 49 |
| Planning for Success: Year One .....                                      | 50 |
| ★ Start Up Planning Sheet .....   | 55 |
| ★ Three Year Plan to Implement L.I.T. in Your Church.....                 | 58 |
| ★ Training Your Leadership .....  | 59 |
| ★ Leaders In Training Adult and/or Teen Leadership Job Descriptions ..... | 61 |



|  |    |
|--|----|
| ★ Twelve Landmines to Avoid.....             | 63 |
| Appendices .....                             | 64 |
| A. Spiritual Gifts .....                     | 64 |
| B. Parent Handbook.....                      | 68 |
| C. A Normal Leaders In Training Evening..... | 68 |
| D. Ministry Training Handbook.....           | 71 |



## Recognizing the Significance of Children in the Church Today

Every believing child has value, a calling, and a purpose in the body of Christ today and in the future.

“Kids are not considered vases to be filled but fires to be lit.” —François Rabelais<sup>1</sup>

### Getting Past the Ministry Box!

*The Ministry Box* is the idea that we can set a child in a classroom and make them \_\_\_\_\_ and \_\_\_\_\_ year after year. We believe they will become fully devoted followers of Christ as they grow up this way in the church.

### Definition of Children’s Ministry

To recognize the \_\_\_\_\_ of every child, reach them with the Gospel of Jesus Christ, disciple, equip, and release them for ministry using their gifts in the church and the world.

### God’s Divine Purpose for Every Believing Child

#### A. Salvation

- \_\_\_\_\_ percent of those who trust Christ internationally are between the ages of 4 and 14. This bracket is known as the 4/14 Window.<sup>2</sup>
- Salvation comes for every believer, including children, at the \_\_\_\_\_ \_\_\_\_\_ \_\_\_\_\_ \_\_\_\_\_ (John 16:9) which leads them to true repentance (Romans 2:4) and a turn to God in their heart and life.
- Paul tells us, “That if you confess with your mouth the Lord Jesus and believe in your heart that God has raised Him from the dead, you will be saved. For with the heart one believes unto righteousness, and with the mouth confession is made unto salvation.” (Romans 10:9-10)

---

<sup>1</sup> Adam Stadtmiller, *Discover Your Kid’s Spiritual Gifts: A Journey Into Your Child’s Identity in Christ* (Grand Rapids: Baker Publishing Group, 2012), 26.

<sup>2</sup> [www.4to14window.com](http://www.4to14window.com)



- Through their personal belief in the death, burial, and resurrection of Christ, they believe unto salvation, which is in Christ Jesus our Lord (1 Corinthians 15:3-4).

#### B. Sealed by the Holy Spirit

- At the \_\_\_\_\_, the believing child is sealed by the Holy Spirit of promise.
- “In Him you also trusted, after you heard the word of truth, the gospel of your salvation; in whom also, having believed, *you were sealed with the Holy Spirit* of promise, who is the guarantee of our inheritance until the redemption of the purchased possession, to the praise of His glory.” (Ephesians 1:13-14)
- Children receive \_\_\_\_\_...not a “baby” Holy Spirit.

#### C. Spiritual Gifts Are Given by the Holy Spirit (1 Corinthians 12)

- “I’m not sure when or why it happened, but somewhere back in the Church’s grand history, we decided that only certain elements of a full life in Christ are available to our kids. This is definitely true in regard to spiritual gifts in kids. At some point, someone put up a spiritual height chart, and generations of Christian kids have been missing out on the ride of their lives ever since!”<sup>3</sup>
- At the \_\_\_\_\_, the Holy Spirit bestows gifts on every believing child.
- “Now concerning spiritual gifts, brethren, I do not want you to be ignorant...Therefore I make known to you that no one speaking by the Spirit of God calls Jesus accursed, and *no one can say that Jesus is Lord except by the Holy Spirit*. There are diversities of gifts, but the same Spirit. There are differences of ministries, but the same Lord.” (1 Corinthians 12:1, 3-5)
- A child’s recognition of Christ and \_\_\_\_\_ in their lives is evidence of the presence of the Holy Spirit working in and through them. “No one can say that Jesus is Lord except by the Holy Spirit” (v. 3b).

---

<sup>3</sup> Ibid., 16.



#### D. The Church Is Called to Equip Children for Ministry

- The saints, including \_\_\_\_\_, were chosen by God: “Just as He chose us in Him before the foundation of the world, that we should be holy and without blame before Him in love” (Ephesians 1:4).
- Paul goes on to explain the role of the leadership in the church to \_\_\_\_\_ the saints for works of ministry to build up the body of Christ (Ephesians 4:11-12).
- The \_\_\_\_\_ of the church today is not recognizing the uniqueness of every believing child in the body of Christ and their important role in the church today.
- Children are not only the future of the church; they \_\_\_\_\_ because of the Holy Spirit’s presence in their lives.
- Children are called to minister today. “But you *are* a chosen generation, a royal priesthood” (1 Peter 2:9).

#### E. Children Are Called to Become Disciple Makers

- The Great Commission is clear for all believers to go and make \_\_\_\_\_ of all nations (Matthew 28:19-20). This includes children!
- Children are the most effective agents for reaching children in the 4 to 14 age bracket.<sup>4</sup>
- Approximately 70 percent of those who accept Christ today say they were influenced by their \_\_\_\_\_.<sup>5</sup>
- Knowing that they are effective in reaching other children, they should be allowed to be a part of the \_\_\_\_\_ process.
- They should be \_\_\_\_\_ and \_\_\_\_\_ on mission from your church.

---

<sup>4</sup> Dan Brewster, *Child, Church and Mission, Revised Edition* (Compassion International, 2011), 171. [http://www.europeanea.org/wp-content/uploads/2013/09/dan\\_brewster\\_childchurchmission\\_revised-en-web.pdf](http://www.europeanea.org/wp-content/uploads/2013/09/dan_brewster_childchurchmission_revised-en-web.pdf)

<sup>5</sup> Ibid., 171.



## What Is Our Calling?

1. You should know the \_\_\_\_\_ of everyone in your group. You cannot disciple someone who is not a disciple.
2. \_\_\_\_\_ them into fully committed believers in Christ. (Matthew 28:19-20)

“The objective of the disciple-making process is not to \_\_\_\_\_ of all the teachings of Jesus. Rather, the intended outcome of discipleship is the demonstration, in thought and behavior, of the lordship of Christ... Thus the goal of the Great Commission, and therefore of the disciple-making process, is the reign of Christ in individual life and its reflection in community.”<sup>6</sup>

3. \_\_\_\_\_ the saints (children) for works of ministry.

---

<sup>6</sup> Ibid., 7.

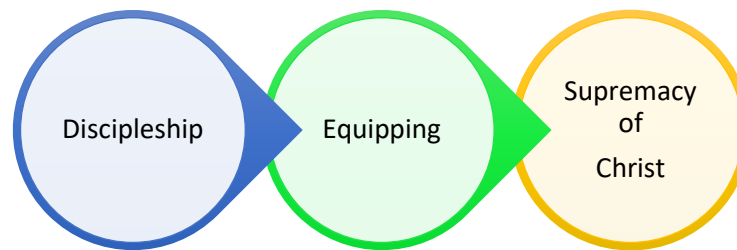




## Twelve Biblical Principles to Follow for Children's Ministry

1. **THE BOSS PRINCIPLE:** Christ is the Head of the church, and it is \_\_\_\_\_ you are called to fulfill.<sup>7</sup> (Ephesians 1:22-23; Colossians 1:18; Matthew 18:2-4; Matthew 19:14; Luke 9:23-24)

The Boss Principle is the recognition of the supremacy of Christ over all creation and His call to all believers to lay down their lives as a living sacrifice to Him. It is the denial of self and the taking up the ministry and mission of Christ. This is the aim of all discipleship.



2. **THE POWER PRINCIPLE:** Prayer is the ultimate source of \_\_\_\_\_, \_\_\_\_\_, and \_\_\_\_\_ for your ministry setting.<sup>8</sup> (Hebrews 4:16; 1 Thessalonians 5:16-18; Acts 1:8; Acts 4:31; Ezekiel 22:30; 2 Corinthians 10:3-6)

Through \_\_\_\_\_, we gain wisdom, vision, and a clear plan for ministry. Through prayer, we are given power to fulfill His desires.

3. **THE NEHEMIAH PRINCIPLE:** The vision God gives you must \_\_\_\_\_ and an \_\_\_\_\_ for your ministry. A \_\_\_\_\_ should be laid out in order to develop a strategic plan to engage children in ministry.<sup>9</sup> (Nehemiah 1:4; Genesis 41:25; 1 Chronicles 28:19; Proverbs 16:3; Proverbs 16:9; Luke 14:28)

As we seek God for clear vision, He will give us \_\_\_\_\_ and the steps we need to implement what He reveals to us.

---

<sup>7</sup> Dynamic Church Planting International (DCPI) 01CPESH © DCPI 2014, 11. Our Twelve Biblical Principles of Ministry to Children were adapted from the training of DCPI.

<sup>8</sup> DCPI, 3.

<sup>9</sup> Ibid., 4.



4. **THE BARNABAS PRINCIPLE:** Every minister needs a \_\_\_\_\_ in their life.<sup>10</sup>  
(Acts 4:36; Acts 11:25-26; 1 Corinthians 11:1)

“A mentor is someone who has been down the path that you want to go.”<sup>11</sup>

5. **THE PAUL PRINCIPLE:** Every young believer needs a person in their life to \_\_\_\_\_ and \_\_\_\_\_ them for ministry. (1 Samuel 3:1a; 1 Samuel 16:7; 1 Corinthians 11:1; 1 Corinthians 4:17; 2 Corinthians 1:19; 1 Timothy 1:2; 2 Timothy 1:3)

6. **THE TIMOTHY PRINCIPLE:** Every believing child has \_\_\_\_\_, a \_\_\_\_\_, and a \_\_\_\_\_ in the body of Christ today and in the future. (1 Samuel 3:1; 1 Samuel 3:10-11; Samuel 16:7; 2 Chronicles 34:1-2; Esther 4:14b; Jeremiah 1:6-8; Luke 2:42; 1 Timothy 4:12)

7. **THE FAMILY PRINCIPLE:** \_\_\_\_\_ are called by their Creator to \_\_\_\_\_ their child and to \_\_\_\_\_ to their children. (Deuteronomy 6:6-9; Deuteronomy 11:19; Ephesians 6:4; Isaiah 38:19; Psalm 78:4; 19:18, Ephesians 6:1-3)

8. **THE LEADERSHIP PRINCIPLE:** The minister has a calling to \_\_\_\_\_, including \_\_\_\_\_, for building up the body of Christ.<sup>12</sup> (Ephesians 4:11-12; 2 Timothy 2:2; 1 Corinthians 14:40; Luke 22:26; Acts 20:28; Hebrews 13:7)

9. **THE MISSION PRINCIPLE:** The calling of the body of Christ is the \_\_\_\_\_. We are called to reach \_\_\_\_\_ and \_\_\_\_\_ so they might do the same.<sup>13</sup> (Matthew 28:19-20; Mark 16:15; Acts 1:8; Romans 10:14-15)

10. **PRIESTHOOD OF THE BELIEVER:** \_\_\_\_\_ of the church is called to minister.<sup>14</sup> (1 Peter 2:9; Matthew 5:16)

---

<sup>10</sup> DCPI, 5.

<sup>11</sup> Ibid., 4.

<sup>12</sup> DCPI, 6.

<sup>13</sup> DCPI, 6.

<sup>14</sup> Greg Ogden, *Transforming Discipleship: Making Disciples a Few at a Time* (Downers Grove: IVP Books, 2003), 24.



11. **THE DISCIPLINE PRINCIPLE:** Spiritual disciplines help the believer in Christ to \_\_\_\_\_ and a \_\_\_\_\_ with Christ. (1 Timothy 4:7-8; 1 Corinthians 9:27)
12. **THE EZEKIEL PRINCIPLE:** Spiritual encounters with God come through taking children into the \_\_\_\_\_ with Him. They encounter Him as you take them down a path that finds Him. (Ezekiel 47:1-6; John 7:37-38; Revelation 22:1-2)

### **Assignment**

Your assignment for tonight is to get alone and seek the Lord for vision and clear direction for your ministry. Take your prayer journal, take a knee, cry out to God, and ask Him to show you what the next step is for you. Go to **page 49** and read through "Planning for Success."



## Four Steps to Disciple and Equip Children & Students for Ministry and Missions

*"Making Disciples Who Make Disciples"*

L.I.T.'s primary focus is to raise a generation of children and students surrendered to Christ, who serve in His church and reach the world as missionaries. These four effective steps bring transformation in their lives and equip them for ministry and missions.





## 1. Parent Involvement

**THE LEADERSHIP PRINCIPLE:** The minister has a calling to equip the saints, including children for building up the body of Christ.

**THE FAMILY PRINCIPLE:** Parents are called by their Creator to train their child and to transfer their faith to their children.

1. The majority of parents in your church have \_\_\_\_\_ been discipled, and they will not understand what you are trying to accomplish in the life of their child.
2. The majority of parents today prioritize their child's \_\_\_\_\_ and activities over their spiritual growth.
3. A large number of parents you work with in your church have not made Christ \_\_\_\_\_ of their lives or their homes.
4. Parents have forsaken their \_\_\_\_\_, because many do not know where to begin the journey.
5. In order for the church to effectively partner with parents in ministry, the \_\_\_\_\_ has to be set in place in your church.
6. With your vision in place and the pastor, staff, elders, deacons, your leadership, and church family on board to provide you support, you will have a \_\_\_\_\_ and \_\_\_\_\_ for families.
7. Parents need to understand that the church \_\_\_\_\_ them and are there to help them by providing resources as well as screened leaders who will assist in the discipleship of their child.
8. Parents must be \_\_\_\_\_ by the minister/director on how to properly prioritize their family's time.
9. The church family \_\_\_\_\_ for them in prayer.

### How Do They Turn the Corner?

1. When parents put \_\_\_\_\_ first and allow Him to be the Head of their household



2. When they point their child to Christ in \_\_\_\_\_ they do (Psalm 127)
3. When they \_\_\_\_\_ over school and activities
4. When they become \_\_\_\_\_ in their child's spiritual life at home and at church



## How to Properly Train Parents to Disciple their Children

**THE LEADERSHIP PRINCIPLE:** The minister has a calling to equip the saints, including children for building up the body of Christ.

When churches properly train parents, they average between \_\_\_\_ - \_\_\_\_ percent of children doing daily quiet times.

1. Do not \_\_\_\_\_ parents into discipling their children—it will not work.
2. You must approach their child's discipleship in a \_\_\_\_\_ way.
3. Help families understand that this is a \_\_\_\_\_. There will be resistance from the enemy the whole time.
4. Encourage families to be open about their \_\_\_\_\_ and \_\_\_\_\_ so that your prayer team can intercede for them.
5. Show families that the church family \_\_\_\_\_.



6. Require \_\_\_\_\_ before parents can enroll their child in the program.
7. Assure them that they are \_\_\_\_\_ walking alone.
8. Provide \_\_\_\_\_ orientations. Stick to your commitments.
9. Always meet with new parents during the year to help them \_\_\_\_\_ their child's spiritual life before allowing their child to join the program.



10. Have a Parent Orientation \_\_\_\_\_ to explain your schedule, ministry opportunities as well as bring to memory the commitment to the ministry.
11. Provide a special \_\_\_\_\_ or free dinner for everyone who attends.
12. Print out the first day of each age group's Bible study. Have the parents and their child \_\_\_\_\_ together during Parent Orientation so that they can see how it is to be done.





## How to Lead a Parent Orientation

1. Parent Handbook
2. Download Parent Orientation.



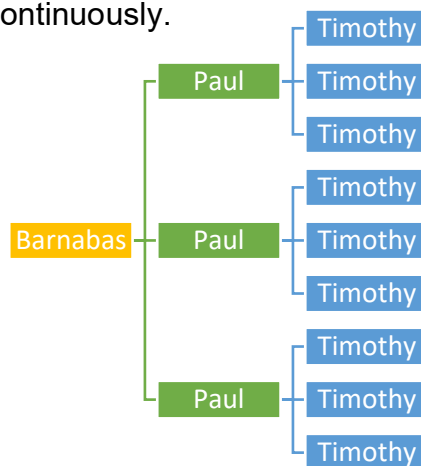
## 2. Discipleship and Equipping

**THE PAUL PRINCIPLE:** Every young believer needs a person in their life to disciple and equip them for ministry.

“The goal of every D-Group is for the mentee, the one being disciplined, to become a mentor; to multiply—make other disciples. In essence, the D-Group is designed for the player to become a coach.” —Robby Gallaty<sup>15</sup>

### Choosing Your Leadership

- They cannot give what they \_\_\_\_\_ have \_\_\_\_\_.
- Those you choose to disciple children need to be people who are \_\_\_\_\_  
\_\_\_\_\_ for Christ.
- They must be a “\_\_\_\_\_.” They can quickly become a stumbling block and cause a child to sway and walk away from the faith if their life is not consistently in line with the Bible.<sup>16</sup>
- The ultimate goal of disciple maker is the \_\_\_\_\_ in their life, their actions, and the behavior of those whom they disciple.
- This person \_\_\_\_\_ prayer and the spiritual disciplines of The Cross.
- This person calls their young disciple to \_\_\_\_\_, equips them, and releases them in ministry together.
- The discipler \_\_\_\_\_ their disciples during the week to hold them accountable. The role of the discipler is to \_\_\_\_\_ who \_\_\_\_\_. They move from a model of Barnabas to Paul to Timothy. This is a process that is repeated continuously.



<sup>15</sup> Robby Gallaty. *Growing Up: How to Be a Disciple Who Makes Disciples* (Nashville: B&H Publishing Group, 2013), 13.

<sup>16</sup> Stonehouser, 67.



## **Discipleship vs. Teaching** (*Joel Rosenberg*)

The discipleship relationship is, “more personal, more practical, and more powerful.”

- A teacher shares information. A discipler shares his \_\_\_\_\_.
- A teacher aims for the head. A discipler aims for the \_\_\_\_\_.
- A teacher measures knowledge. A discipler measures \_\_\_\_\_.
- A teacher is an authority. A discipler is a \_\_\_\_\_.
- A teacher says, “Listen to me.” A discipler says, “\_\_\_\_\_.”<sup>17</sup>

The discipler must be a person of integrity.

---

<sup>17</sup> Joel Rosenberg, *The Invested Life: Making Disciples of all Nations One Person at a Time*. (New York: Zondervan: 2012), p. 35.



## Guiding Children into the Spiritual Depths with God

**THE TIMOTHY PRINCIPLE:** Every believing child has value, a calling, and a purpose in the body of Christ today and in the future.

**PRIESTHOOD OF THE BELIEVER:** Every member of the church is called to minister. (1 Peter 2:9; Matthew 5:16)

**THE EZEKIEL PRINCIPLE:** Spiritual encounters with God come through taking children into the spiritual depths with Him. They encounter Him as you take them down a path that finds Him.

From Ezekiel 47:1-9, we see five phases of spirituality (referred to as **The Ezekiel Principle**): on the bank, ankle deep, knee deep, waist deep, and swimming. In order to take a person into the spiritual depths with God, we must move them from the bank of the river into the deep end and fully submitting to God.

### **I Do, \_\_\_\_\_ (On the Bank)**

1. You model the Christian faith. "Be imitators of me, just as I also am of Christ."  
(1 Corinthians 11:1, NASB)
2. You are fully submitted to the Lordship of Christ in your life.
3. You do daily quiet times.
4. You memorize Scripture.
5. You faithfully serve in the body.
6. You do everything in your group.
7. You regularly attend worship.
8. You teach, and they observe you.
9. You should determine the spiritual condition of your group. Who knows Christ, and who does not?

### **I Do, \_\_\_\_\_ (Ankle Deep)**

1. Administer Spiritual Gift Test and determine the highest scores of those in your group. (only for Christian kids)
2. Look for ways to allow them to use their gifts to serve and lead in your group.
3. They help with setting up class.
4. They read Scripture.
5. They help with records.
6. They pray during prayer time.
7. They help with the lesson. (A week before, assign a small part for them to teach. Call and follow up before group time.)
8. They clean up and reset classroom before they leave.
9. They make guests feel welcome into your group.



**You Do, \_\_\_\_\_ (Knee Deep)**

1. They lead in prayer; you close the prayer time.
2. They teach, and you help guide the group at specific points in the lesson.
3. They take records.
4. They keep your room organized.
5. Children teach the memory verse.
6. They write notes to those who missed this week.
7. They call those who missed this week's small group time.
8. They serve. (Come up with a specific service project they can do—for senior adults, cleaning up around church, etc.—and you can help.)

**You Do, \_\_\_\_\_ (Waist Deep)**

1. They take the records.
2. They lead the prayer time.
3. They minister to each other.
4. They contact those who are out that week.
5. They greet each other as they arrive at small group.
6. They welcome new people.
7. They teach the lesson.
8. They teach the memory verse.
9. They understand their spiritual gifts and are being equipped to use them.

**You Do (Swimming)**

1. On their mission trip, they are fully released to teach, lead worship, counsel the lost, and discover their spiritual gift(s).
2. They are fully released to serve and lead in your church.
3. They have discovered their spiritual gifts and are allowed to use them to build up the body of Christ.
4. They are given tasks beyond their abilities that cause them to turn to the Heavenly Father for wisdom, guidance, and His supernatural strength brought forth in their weaknesses.

For more specific ideas to help children use their spiritual gifts, refer to **page 64**.



## Spiritual Revelation

**Spiritual Revelation** is a \_\_\_\_\_ or \_\_\_\_\_ disclosure of something not before \_\_\_\_\_ about God and His will for the believer in Christ.

“When they experience God in their giftings, they will be established in their faith. They will begin to create a history of experiences in which God has backed up their faith with His manifested presence.” —Adam Stadtmiller<sup>18</sup>

1. When God puts us to the test, it tests our faith, but it also \_\_\_\_\_ and \_\_\_\_\_ our faith.
2. Spiritual revelation happens when we put children or student out of their \_\_\_\_\_ and in situations where they must rely on God to bring them through.
3. Spiritual revelation occurs when a child or student is given tasks and they complete the task through the \_\_\_\_\_ and \_\_\_\_\_ of the Holy Spirit working in their \_\_\_\_\_.
4. Spiritual revelation occurs when children \_\_\_\_\_ through spiritual disciplines of Lordship, prayer, Bible study, evangelism, gifts and ministry, and living a life of obedience to Christ.

---

<sup>18</sup> Stadtmiller, 22.



## Teaching Spiritual Disciplines


**THE DISCIPLINE PRINCIPLE:** Spiritual disciplines help the believer in Christ to develop godly behavior and a personal relationship with Christ.

**THE EZEKIEL PRINCIPLE:** Spiritual encounters with God come through taking children into the spiritual depths with Him. They encounter Him as you take them down a path that finds Him.

1. Through the practice of \_\_\_\_\_, children develop life habits that will carry them through the storms of life.
2. Spiritual disciplines cause God \_\_\_\_\_, or “spiritual revelation.”
3. Spiritual disciplines are practiced \_\_\_\_\_.
4. Spiritual disciplines are taught at \_\_\_\_\_.
5. Spiritual disciplines are taught at \_\_\_\_\_.
6. Spiritual disciplines are transformational as a child \_\_\_\_\_ daily with the Master.
7. Weekly Bible memory \_\_\_\_\_ the mind of the child (Romans 12:2).
8. Spending time with Christ gives them a \_\_\_\_\_ as they find His heart for a lost and dying world.
9. Spiritual disciplines bring a clear \_\_\_\_\_ on our target and prize of discipleship—Christ (Hebrews 12:1-5).
10. Spiritual disciplines \_\_\_\_\_ when they are put into practice.  
“Faith is caught not taught.”



## The Cross



**The Cross** is made up of two illustrations or examples: The Disciple's Cross<sup>19</sup> and The Wheel.<sup>20</sup> There are six parts of The Cross, and all six parts are a must when teaching children a walk of faith. The Cross is the basis of this children's discipleship process. In order to help children follow Christ, there are several things you must teach them to help them find balance in their faith.

<sup>19</sup> Avery T. Willis, Jr. *The Disciple's Cross: MasterLife* (Nashville: Lifeway Press, 1986), 11.

<sup>20</sup> [www.navigators.org/Tools/Discipleship%20Resources/Tools/The%20Wheel](http://www.navigators.org/Tools/Discipleship%20Resources/Tools/The%20Wheel)





## JESUS IS LORD (LORDSHIP)

**THE BOSS PRINCIPLE:** Christ is the Head of the church, and it is His vision you are called to fulfill.

**THE EZEKIEL PRINCIPLE:** Spiritual encounters with God come through taking children into the spiritual depths with Him. They encounter Him as you take them down a path that finds Him.

1. Christ calls all believers to lay down their lives in \_\_\_\_\_ to Him. (Luke 9:23)
2. Your life is no longer \_\_\_\_\_.
3. When you give your life to the Lord, He gives you \_\_\_\_\_ than you could ever want or imagine in return.
4. Children find the \_\_\_\_\_ for their lives.
5. \_\_\_\_\_ is the key to victory and the outpouring of the Holy Spirit in your life (Romans 12:1).
6. It means being \_\_\_\_\_ to the Word of God and God's perfect plan for your life.
7. Through the act of \_\_\_\_\_, children begin to see the reality of the spiritual condition of the world because they become in tune with the heart of God.
8. Following Christ is not an \_\_\_\_\_. It is our calling as believers to lay down our lives and follow Him.



### Teaching Ideas:



## READ THE BIBLE (GOD'S WORD)

**THE BOSS PRINCIPLE:** Christ is the Head of the church, and it is His vision you are called to fulfill.

**THE EZEKIEL PRINCIPLE:** Spiritual encounters with God come through taking children into the spiritual depths with Him. They encounter Him as you take them down a path that finds Him.

1. Regular \_\_\_\_\_ draws the heart of a child to God and helps them understand His bigger picture for their life.
2. Your calling is not only to teach knowledge but \_\_\_\_\_ to the commands of God.
3. Become a \_\_\_\_\_ of the Word (James 1:22).
4. If we love Him, we will \_\_\_\_\_ His commandments.
5. We prove our \_\_\_\_\_ for Christ through personal obedience to His Word.
6. We are called to \_\_\_\_\_ to His Word and \_\_\_\_\_ His commandments.
7. In order to find God's will and develop their relationship with Him, they must \_\_\_\_\_ His Word daily (Psalm 119:105).
8. As children memorize and meditate on God's Word, they \_\_\_\_\_ (Romans 12:2).
9. Children will be required to have \_\_\_\_\_. You are, too!
10. When we live our lives with a life of surrender in light of God's Word, we are able to \_\_\_\_\_ God's wonderful truths and \_\_\_\_\_ according to its standards.
11. Your role as a leader is to bring the Word of God \_\_\_\_\_ through action and put it into \_\_\_\_\_.
12. Salvation is not based on \_\_\_\_\_.
13. Do not become \_\_\_\_\_.

### Teaching Ideas:



## TALK WITH GOD (PRAYER AND PERSONAL WORSHIP)

“The one concern of the devil is to keep Christians from praying. He fears nothing from prayerless studies, prayerless work, and prayerless religion. He laughs at our toil, mocks at our wisdom, but trembles when we pray.” —Samuel Chadwick

**THE BOSS PRINCIPLE:** Christ is the Head of the church, and it is His vision you are called to fulfill.

**THE POWER PRINCIPLE:** Prayer is the ultimate source of power, wisdom, and vision for your ministry setting.

**THE EZEKIEL PRINCIPLE:** Spiritual encounters with God come through taking children into the spiritual depths with Him. They encounter Him as you take them down a path that finds Him.

**PRIESTHOOD OF THE BELIEVER:** Every member of the church is called to minister (1 Peter 2:9; Matthew 5:16).

1. Prayer is the means by which we \_\_\_\_\_ with the Father and the Source of all spiritual power in our lives.
2. Prayer is \_\_\_\_\_ by your example—PRAY at all times (1 Thessalonians 5:17).
3. Prayer is \_\_\_\_\_. They battle not against flesh and blood (2 Corinthians 10:4).
4. Through \_\_\_\_\_, they find victory (1 Peter 5:6).
5. Through prayer, they are \_\_\_\_\_ and \_\_\_\_\_ by the Holy Spirit to proclaim the Gospel (Acts 1:8).
6. Worship brings the reality of the \_\_\_\_\_ of God versus their personal sinful condition (Isaiah 6:1-8).
7. Worship directs the heart \_\_\_\_\_. Begin your time in praise and worship.
8. Worship is \_\_\_\_\_ in preparation for spiritual warfare.
9. If things are crazy in your group, stop and \_\_\_\_\_.



### Teaching Ideas:



## Prayer and Worship: God Encounters

### **P.R.A.Y.: The Isaiah Prayer (Isaiah 6:1-8, NIV)**

Isaiah had an encounter with God that resulted in God calling him out in obedience to Him. Isaiah saw the worship of the angels, he felt convicted of sin in the presence of God because of God's holiness, and he felt a burden for the people of Israel. Isaiah said, "I live among a people of unclean lips," and then he surrendered to God's will for his life. "Here am I. Send me!" Each day as you approach the Lord, pray in the Spirit as instructed in Ephesians 6:18. Approach Him in worship and thanksgiving, confess any known sin to Him every day, ask the Lord what to pray for according to His will, and then surrender yourself fully to His will for your life every day.

**P**raise and Thanksgiving (vs. 1–4)

**R**epentance and Confession (v. 5)

**A**sking (vs. 5b–7)

**Y**ield and Surrender (v. 8)

## Igniting a Child's Prayer Life: "Journey of Prayer"

**THE EZEKIEL PRINCIPLE:** Spiritual encounters with God come through taking children into the spiritual depths with Him. They encounter Him as you take them down a path that finds Him.

**PRIESTHOOD OF THE BELIEVER:** Every member of the church is called to minister (1 Peter 2:9; Matthew 5:16).

The **Journey of Prayer** (see Appendix B) is \_\_\_\_\_. This can be a powerful event you can host at your church that teaches children how to pray. The Journey of Prayer is "\_\_\_\_\_."

1. This is an event that can be planned for the \_\_\_\_\_ and \_\_\_\_\_ during the regular weekly time.
2. \_\_\_\_\_ should be invited to participate.
3. The Journey of Prayer will make their Prayer Journal come alive and cause it to have a \_\_\_\_\_ as they walk through it step-by-step.

### **Teaching Ideas:**



## Training Warriors for the King: Prayer Journal



Spiritual warfare is a reality for all believers. To deny its reality means that you have already been defeated. The reality is, “The thief does not come except to steal, and to kill, and to destroy” (John 10:10a). It is not hard to see Satan’s presence in our world. Just look at the evil that is happening all around you. In God’s providence and timing, He is calling children to seek Him and intercede for the nations.

- Put on the armor through prayer (Ephesians 6:10-18).
- Through humility, we find victory over the adversary (1 Peter 5:6-8).

1. Our battle is not against \_\_\_\_\_ and \_\_\_\_\_ (2 Corinthians 10:3-6).
2. Children have the \_\_\_\_\_ and \_\_\_\_\_ to intercede for the lost.
3. They can do damage to the \_\_\_\_\_ around the world.
4. When you teach them to pray, prepare yourself for \_\_\_\_\_.

**Note:** *Spiritual warfare is a part of the Christian life, so they must be ready to stand with the armor of God on to defeat the devil’s attacks. Putting on the armor is a command, not an option, and it is God’s provision for our protection.*

### Teaching Ideas:



## TELL OTHERS

**THE BOSS PRINCIPLE:** Christ is the Head of the church, and it is His vision you are called to fulfill.

**THE POWER PRINCIPLE:** Prayer is the ultimate source of power, wisdom, and vision for your ministry setting.

**THE MISSION PRINCIPLE:** The calling of the body of Christ is the Great Commission. We are called to reach the lost and disciple and equip them so they might do the same.



**PRIESTHOOD OF THE BELIEVER:** Every member of the church is called to minister (1 Peter 2:9; Matthew 5:16).

**THE EZEKIEL PRINCIPLE:** Spiritual encounters with God come through taking children into the spiritual depths with Him. They encounter Him as you take them down a path that finds Him.

1. \_\_\_\_\_ is the heart of God, and it \_\_\_\_\_ their hearts to the Father when they go and tell.
2. The Holy Spirit will anoint them and empower them to \_\_\_\_\_ in His name. Many times, they will \_\_\_\_\_ what they have said.
3. If we go, \_\_\_\_\_ and speaks through us (Matthew 10:19).
4. They embrace the reality of the \_\_\_\_\_ and develop a \_\_\_\_\_.
5. The sharing of the Gospel is the responsibility of \_\_\_\_\_, even children.
6. We must train \_\_\_\_\_ how to share their faith.
7. We must train children how to \_\_\_\_\_ the spiritual \_\_\_\_\_ of those they are counseling.
8. Children must understand that \_\_\_\_\_ is the One who saves others.
9. Children are the \_\_\_\_\_ harvest field internationally.
10. Children are the \_\_\_\_\_ in reaching their \_\_\_\_\_ for Christ.



## GIFTS AND MINISTRY

**THE LEADERSHIP PRINCIPLE:** The minister has a calling to equip the saints, including children for building up the body of Christ.

**THE PAUL PRINCIPLE:** Every young believer needs a person in their life to disciple and equip them for ministry.

**THE TIMOTHY PRINCIPLE:** Every believing child has value, a calling, and a purpose in the body of Christ today and in the future.

**PRIESTHOOD OF THE BELIEVER:** Every member in the church is called to minister (1 Peter 2:9; Matthew 5:16).

“Every member of the body comes to know his or her value through the exercise of spiritual gifts. To the extent that members of the body are not playing their part, the whole body suffers.” —Greg Ogden<sup>21</sup>

1. Know the \_\_\_\_\_ of everyone in your group.
2. Equip them to use their gifts in \_\_\_\_\_ ministry.
3. Pray for \_\_\_\_\_ from the Holy Spirit.
4. \_\_\_\_\_ and \_\_\_\_\_ the gifts \_\_\_\_\_ themselves.
5. Do not fully trust \_\_\_\_\_; they are only a means by which to determine spiritual gifts. The Holy Spirit is the One who imparts the gift(s) to every \_\_\_\_\_ child in your group.
6. All gifts have \_\_\_\_\_ in the body of Christ.
7. Gifts may \_\_\_\_\_ as they grow in their faith.
8. Ministry results in an outward focus on meeting the needs of others \_\_\_\_\_ and \_\_\_\_\_.

The Spiritual Gift Test is on **page 64**.

---

<sup>21</sup> Ogden, 26.



## LIFE OF OBEDIENCE

**THE BOSS PRINCIPLE:** Christ is the Head of the church, and it is His vision you are called to fulfill.

**THE EZEKIEL PRINCIPLE:** Spiritual encounters with God come through taking children into the spiritual depths with Him. They encounter Him as you take them down a path that finds Him.

**PRIESTHOOD OF THE BELIEVER:** Every member of the church is called to minister (1 Peter 2:9; Matthew 5:16).

1. Teach children to \_\_\_\_\_  
\_\_\_\_\_ living inside of them.
2. He is that still, small voice from \_\_\_\_\_.
3. He does not condemn; He \_\_\_\_\_ of sin and the need for repentance.
4. Teach them to \_\_\_\_\_ and not quench the Spirit.
5. If God's Word says it—\_\_\_\_\_\_!
6. If there is ever a question whether something is right or wrong, it has a high probability that it is a \_\_\_\_\_.



### Teaching Children How to Listen to the Holy Spirit

1. Ask them to \_\_\_\_\_ and \_\_\_\_\_ the Holy Spirit for leadership.
2. \_\_\_\_\_ them to do what the Holy Spirit leads them to do.
3. \_\_\_\_\_ and allow them to minister.
4. \_\_\_\_\_ as the Holy Spirit leads \_\_\_\_\_, \_\_\_\_\_.





## 3. Ministry Training/Involvement

**THE LEADERSHIP PRINCIPLE:** The minister has a calling to equip the saints, including children for building up the body of Christ.

**THE EZEKIEL PRINCIPLE:** Spiritual encounters with God come through taking children into the spiritual depths with Him. They encounter Him as you take them down a path that finds Him.

**PRIESTHOOD OF THE BELIEVER:** Every member of the church is called to minister (1 Peter 2:9; Matthew 5:16).

### Challenges We Face Concerning Spiritual Gifts in the Church Today

1. The \_\_\_ - \_\_\_ \_\_\_\_\_ applies to many churches today: \_\_\_ \_\_\_\_\_ of the people provide ministry for the remaining 80 percent, who are recipients.
2. There are \_\_\_\_\_ \_\_\_\_\_ for children to serve.
3. Children are to be \_\_\_\_\_ and \_\_\_\_\_.
4. Many adults do not know that they have spiritual gifts themselves.
5. The common belief is that children are not \_\_\_\_\_ \_\_\_\_\_ to serve or minister.

### Ministry Involvement

Ministry Training: This is the \_\_\_\_\_ of the ministry. Choosing types of ministry opportunities for the children in your church is very important.

As the children's ministry leader/director, your role will be to find or create \_\_\_\_\_ for the children in your ministry to serve.

1. Look for obvious areas where they might \_\_\_\_\_.
2. Do not be afraid to offer them \_\_\_\_\_ roles.
3. Do not only give them \_\_\_\_\_.
4. Provide them with \_\_\_\_\_.



5. Provide simple job \_\_\_\_\_ for them. Do not assume they will know what to do without proper training.
6. Allow them to be a part of the \_\_\_\_\_.
7. Allow their job to become their \_\_\_\_\_.
8. Expect \_\_\_\_\_.
9. Expect them to \_\_\_\_\_.
10. As they are faithful in small things, allow them to go to the \_\_\_\_\_.
11. Let them \_\_\_\_\_ the ministry.
12. Encourage them to \_\_\_\_\_ and ask for the Holy Spirit's leadership.
13. Possible ideas:

### **Immediate Places Where Children Can Serve**

1. Children's \_\_\_\_\_
2. Assist in their \_\_\_\_\_ class
3. Release to use their gift during \_\_\_\_\_ time
4. \_\_\_\_\_ session
5. \_\_\_\_\_
6. \_\_\_\_\_ School
7. \_\_\_\_\_ outreaches
8. \_\_\_\_\_ trips
9. Others: \_\_\_\_\_

### **Ministry Training Using Creative Arts (See Appendix D, page 71)**



## Engaging Children in Ministry Using Their Spiritual Gifts

Refer to the Ezekiel Principle on **pages 16-17** for more steps to take to allow children to use their gifts during Disciple Group time.

The **Spiritual Gift Test** (see Appendix A, **page 64**) is an assessment tool. It by no means sets a person's gift for life in the church. As a child grows and matures in their faith, their gifts may manifest themselves later in life. Remember, the Holy Spirit might call a child to do something beyond their gifts and abilities, and we must be there for them and allow them to follow His leadership, even when it does not make sense.

1. **Evangelism:** The gift of evangelism is the ability to explain clearly to lost people how to become Christians and to persuade them to desire to be saved.
  - a. All believing children are called to share the Good News of Christ, but some have the specific gift of evangelism.
  - b. Train children in your group how to share their faith.
  - c. Encourage your group to share and have them report back to your group each week.
  - d. Speak with your church leadership about possible opportunities or outreach events your groups can be a part of where they can share.
  - e. Have them pray specifically for God to show them who to share the Gospel with outside your group.
  
2. **Giving:** The gift of giving expresses itself in a desire to give above and beyond our ten percent tithe. The person with this gift finds it easy to give freely and is very cheerful in doing so.
  - a. Talk with your church leadership about specific needs in your church and invite children in your group to give to support the ministry need.
  - b. Have your group sponsor an Operation Christmas Child box.
  - c. Find out if there are families in your church that have special needs and ask children to bring food or clothing to help them.
  - d. Have them pray specifically for God to show them how to use their gift outside your group to help others.
  
3. **Service:** The gift of service expresses itself in a desire to serve others. The person with this gift finds it easy to be a servant in the church and finds great joy and fulfillment in doing so. (Remember, all believers are called to serve, but some have the specific gift.)
  - a. Ask children with the gift of service to arrive early and set up your classroom.
  - b. Ask them to help when a need arises in your group.
  - c. Have them serve snacks or refreshments to your group.
  - d. Think of specific ways they can serve in your group or during other activities.
  - e. Have them pray specifically for God to show them how to use their gift outside your group to help others.



4. **Organization/Administration:** Titus was to organize the ministry in Crete. In 1 Corinthians 12:28, there is a list of spiritual gifts that includes administration. The person with this gift helps the church organize itself so it can effectively minister to its own members and to others out in the world.
  - a. Have them take records.
  - b. Have them organize your classroom or your supply tote.
  - c. Allow them to plan an event for your group.
  - d. Allow them to plan out the month, including who will assist with clean up, teaching, memory verse, etc.
  - e. Have them pray specifically for God to show them how to use their gift outside your group to help others.
  
5. **Prophecy:** The gift of prophecy enables a person to speak God's Word boldly so that it brings conviction of sin. Prophets speak to people and confront them concerning sin.
  - a. Children with the gift of prophecy see things in black-and-white; there are no gray areas for them. Help them to show grace while sharing.
  - b. Ask the children with the gift of prophecy to pray and ask the Lord if there is something specific He would like for the child to share with your group.
  - c. Be open to allow this child to share their heart. You may be surprised by what you hear.
  - d. Have them pray specifically for God to show them how to use their gift outside your group to minister to others.
  
6. **Teaching:** The gift of teaching is the ability to teach Bible truths in a way that others might understand and be built up in their faith.
  - a. Invite children with the gift of teaching to assist you as you teach.
  - b. Give them an assigned part in the following week's group Bible study. Have them come up with ways to creatively teach the lesson.
  - c. Encourage them to look for ways they might teach the Word of God to their friends outside the church.
  
7. **Encouragement/Exhortation:** Romans 12:6-8 lists several gifts of the Spirit, including the gift of encouragement, or exhortation. It is given to build up the body of Christ. The person with the gift of encouragement easily edifies other people, helps build confidence, and reminds Christians of the hope they have in Christ.
  - a. Have those in your group with this gift write notes to those who were absent from your group.
  - b. Have them call those who are struggling with their lessons to encourage them and pray for them.
  - c. Have them pray specifically for God to show them how to use their gift outside your group.



8. **Shepherd:** The gift of a shepherd is to lead, guide, and feed the flock of God, which is the church. The shepherd, or pastor, is gifted by the Holy Spirit to be a leader. He has the ability and desire to teach, protect, and build up the church.
  - a. Encourage children with this gift to pray for the needs of individuals in your group.
  - b. Allow them to lead a portion of your time during small group where they take charge and give instructions.
  - c. Ask them to teach the lesson. Encourage them to ask the Holy Spirit to guide them as they prepare and teach.
  - d. Have them pray specifically for God to show them how to use their gift outside your group.
  
9. **Mercy:** Those who have the gift of mercy see the needs of others and find it easy to help them. They are aware of people's needs around them.
  - a. Encourage this child to pray for your group and to show Christ's love to those in your group who have needs.
  - b. Encourage the child's family to volunteer at a homeless shelter to meet the needs of the poor.
  - c. Get with your church leaders and find out ways that the children in your group can minister to individuals in need in your church.
  
10. **Faith:** The gift of faith is an unwavering trust in what God promises. The person with the gift of faith believes that God will be faithful to His Word.
  - a. As they mature, allow the child with the gift of faith to lead your prayer times.
  - b. Write down specific prayer requests in a journal and celebrate with your group when God answers.
  - c. Have this child pray for specific needs in your group.
  - d. Have them pray for the sick and the hurting.
  - e. Have them pray specifically for God to show them how to use their gift outside your group.
  
11. **Helps:** Christians with the gift of helps are those who like to work to assist or help another person's ministry. They usually work behind the scenes.
  - a. Ask children with the gift of helps to arrive early and set up your classroom.
  - b. Find creative ways to give them jobs and responsibilities that allow them to serve behind the scenes.

**Learning Activity:** As a group, make a list of possible places in your church where children can serve using their spiritual gifts.



## 4. Missions/Evangelism

**THE LEADERSHIP PRINCIPLE:** The minister has a calling to equip the saints, including children for building up the body of Christ.

**THE MISSION PRINCIPLE:** The calling of the body of Christ is the Great Commission. We are called to reach the lost and disciple and equip them so they might do the same.

**THE EZEKIEL PRINCIPLE:** Spiritual encounters with God come through taking children into the spiritual depths with Him. They encounter Him as you take them down a path that finds Him.

**PRIESTHOOD OF THE BELIEVER:** Every member of the church is called to minister (1 Peter 2:9; Matthew 5:16).

The purpose of the kingdom of God is \_\_\_\_\_. “Jesus promised the disciples two things: power and witness.” –J.B. Polhill<sup>22</sup>

- The power we receive is a *divine* power for missions and evangelism.

**Jerusalem:** It is \_\_\_\_\_.<sup>23</sup>

- Children are trained how to \_\_\_\_\_ their faith.
- Children are encouraged to \_\_\_\_\_ for their lost friends.
- Children know how to \_\_\_\_\_ share their faith.
- The \_\_\_\_\_ provides ministry opportunities in the church for children to share the Gospel (i.e., children’s church, evangelic events, etc.).

**Judea and Samaria:** This would represent the \_\_\_\_\_ your church or your city.<sup>24</sup>

- The church helps the child fulfill this command by providing \_\_\_\_\_ where children have opportunities to present the Gospel.
- The community event should be \_\_\_\_\_ in nature.

**The Ends of the Earth:** This refers to \_\_\_\_\_.

- For children in 1<sup>st</sup>-6<sup>th</sup> grades, obedience to this call could be an out-of-state \_\_\_\_\_ with the purpose of presenting the Gospel.
- Plans should be put into place for teens to take the next step of this call in an international setting.

<sup>22</sup>J. B. Polhill, *Acts*, Vol. 26 (Nashville: Broadman & Holman Publishers, 1992), 86.

<sup>23</sup> <https://carm.org/christianity/sermons/acts-18-you-will-be-my-witnesses>

<sup>24</sup> <http://www.step-by-step.org/acts1-8.htm>



## Teaching Children How to Share the Gospel

**THE MISSION PRINCIPLE:** The calling of the body of Christ is the Great Commission. We are called to reach the lost and disciple and equip them so they might do the same.

**THE EZEKIEL PRINCIPLE:** Spiritual encounters with God come through taking children into the spiritual depths with Him. They encounter Him as you take them down a path that finds Him.

**PRIESTHOOD OF THE BELIEVER:** Every member of the church is called to minister (1 Peter 2:9; Matthew 5:16).

1. When training children how to share the Gospel, we must help them \_\_\_\_\_ it is \_\_\_\_\_ who saves others, not us.
2. When we \_\_\_\_\_, we ask the Holy Spirit for discernment.
3. When counseling a person, we are discerning in our heart where they are \_\_\_\_\_.
4. A person should grasp the \_\_\_\_\_ and that they are lost without Christ.
5. A person must understand \_\_\_\_\_ and their need for the \_\_\_\_\_.
6. The \_\_\_\_\_ will know that a person is being \_\_\_\_\_ to God when the person \_\_\_\_\_ to the sin in their life.
7. The Holy Spirit convicts of sin and the need of \_\_\_\_\_.

See Evangelism Training in the Missions/Evangelism section of this book on **page 34**.



## Preparing Children to Share the Gospel/Counseling

All counseling should be with an open Bible in hand, and those who are counseling should take the time to look up the passages of Scripture and explain them as they go. Having a highlighted Bible makes the process go more smoothly.

Have the children look up the verses of Scripture from the ABC Counseling Card and then highlight the verses in their Bibles. When they look up the first verse, highlight it with a yellow highlighter, then, at the bottom of that page, write the page number where the next verse is found in their Bible. Guide your children through the following steps:

- Have preteens turn to John 3:16 and highlight the verse. Then, have them write the page number for Romans 3:23 at the bottom of this page.
- Highlight Romans 3:23, and then write the page number for Romans 6:23 at the bottom of this page.
- Highlight Romans 6:23, and then write the page number for 1 Corinthians 15:3-4 at the bottom of the page.
- Highlight 1 Corinthians 15:3-4, and then write the page number for Romans 10:13 at the bottom of the page.
- Highlight Romans 10:13, and then write the page number for 1 John 3:24 at the bottom of the page.
- Highlight 1 John 3:24, and then write the page number for John 1:12 at the bottom of the page.
- Highlight John 1:12, and then write the page number for 1 John 5:13 at the bottom of the page.
- Highlight 1 John 5:13, and then write the page number for Hebrews 13:5 at the bottom of the page.
- Highlight Hebrews 13:5, and then write the page number for John 10:28-29 at the bottom of the page.
- Highlight John 10:28-29.

### **Role Playing/Practicing Before Sending Them Out**

Give the children time to practice counseling with each other in your group using their marked Bibles and ABC Counseling Cards.

- Pay close attention to each child as they share and give positive feedback.
- Make suggestions for how to say things better or how to respond to the other person's comments or questions if they need help.
- Remind the L.I.T.s to pray for God's guidance before sharing with a lost person in real life.
- Remind them to listen to the Holy Spirit for discernment.

**If at any point** you do not feel the child is understanding the Gospel, stop counseling. Explain the Gospel to them and how they can make a choice in the future whenever they are ready because God will listen to them. Lead the child back to the main group.





## ABC Counseling Card

**Important Note:** *The notes in parentheses are for counselors to read silently and follow.*

### ABC Counseling Card

1. I am so glad you came forward today. (smile)
2. Can you tell me why you came forward?
3. Have you ever done this before?
4. (If "no," continue...) I would like to talk with you about how you can make this decision whenever you are ready.

### God Loves You

God made a way for you to be together with Him forever and have eternal life. (Read John 3:16.) In order to receive eternal life, you must ABC:

# A

**—ADMIT** (Tell on yourself to God that you have sinned.)

1. Read Romans 3:23 and Romans 6:23.
2. Have you ever sinned?
3. Can you name some sins you have done?
4. How can your sins be forgiven?

# B

**—BELIEVE** (Believe that God's Son, Jesus, died for your sins and then rose from the dead.)

1. Read 1 Corinthians 15:3-4.
2. Who is God's Son?
3. What did Jesus do for our sins?
4. What happened to Jesus after He died?

# C

**—CHOOSE** (Choose to receive Jesus as your Savior and Lord.)

1. Read Romans 10:13.
2. How can you be together with God forever?
3. What does it mean to choose Jesus as Boss?
4. After hearing this, what would you like to do today?

**(Lead the child in a prayer using the ABCs ONLY if they are understanding the Gospel.)**

"Jesus, I know that I am a sinner. I am sorry for my sins. I believe that You are the Son of God and that You died for my sins and rose on the third day. Please forgive me of my sins and come into my life right now to be my Savior and Lord forever. Amen."

How do you know that you are forgiven?

1. Where is Jesus right now? (He is in your heart.)
2. Read John 1:12. (You are a child of God now.)
3. Read 1 John 5:13. (A person can know that they have eternal life because of the promise of God's Word.)
4. Read Hebrews 13:5. (Use 5 fingers to show God's promise to His children: "I-will-never-leave-you.")
5. Read John 10:28-29. (Use your fist to show how Jesus and God keep their people forever.)

**Continue to grow in your faith now that you are forgiven.**

1. Go to church.
2. Read the Bible.
3. Tell others about Jesus.
4. Pray.
5. Let Jesus be the Leader of your life every day.

Copyright © L.I.T. Ministries 2017

(Can also ask): Thinking about what the speaker just said, what would you like to talk about now?

(Continue with this card ONLY if you sense the child is wanting to discuss Gospel concepts or accept Jesus as Lord and Savior. Otherwise, answer the child's questions and guide them back to the main group.)



## Mobilizing Children to Go into Your Community to Share the Gospel

1. Train every child who will be going out how to \_\_\_\_\_ their faith.
2. Find \_\_\_\_\_ in your community for ministry, such as public schools, apartments, parks, etc.
3. Determine what kinds of \_\_\_\_\_ you will do.
4. Train at church with the idea of taking children into your community as a top priority.
5. Decide how to set up and the order of service or activities:
  - Games
  - Set up
  - Opening prayer
  - Testimonies
  - Memory verse
  - Teaching lesson
  - Counseling
  - Serve food or snacks
  - Clean up
6. The \_\_\_\_\_ should be presented at the event by a preteen.
7. Children should be given an opportunity to \_\_\_\_\_. Allow a child to share the message. Adults can step in if clarification is needed.
8. Let children do the counseling.

### **Planning a Mission Trip with Your Children and Students**

1. Find a location in advance to take your group.
2. Does the facility have a kitchen for preparing meals?
3. Develop a menu.



4. Determine if you will feed children before or after your daily Bible study in the community.
5. Does the facility have showers?
6. Does the facility have adequate space to house your group?
7. Will church accommodate your schedule?
8. Does the facility have a place where you can meet with your group for worship and prayer?
9. Set up an agreement with the church of what is expected from both parties.
10. Have the church find locations where you can minister in their community.
11. Have a follow-up plan in place (including Bibles, new Christian materials, etc.).
12. Set up high \_\_\_\_\_ standards for the trip.



## Preparing Children and Students for a Mission Trip

1. Find a resource that offers a clear presentation of the \_\_\_\_\_ each day of the Bible study.
2. \_\_\_\_\_ a day to train on a weekly basis.
3. Begin training approximately \_\_\_\_\_ or more before your trip to be properly prepared.
4. Find \_\_\_\_\_ to sing on the trip (three to four max). You can be creative by choosing songs and allowing certain children to create the motions for the songs. Record them and use them to train your group.
5. Practice the songs \_\_\_\_\_ so the children will have the motions memorized before you take your trip. Make everyone memorize the motions exactly as they are presented.
6. Practice teaching the \_\_\_\_\_ that they will be teaching each week.
7. Find simple daily crafts.
8. Develop a \_\_\_\_\_ that the children can do each day.
9. Let the mission trip be \_\_\_\_\_.



## Children & Students Discipling Others

**THE PAUL PRINCIPLE:** Every young believer needs a person in their life to disciple and equip them for ministry.

**THE TIMOTHY PRINCIPLE:** Every believing child has value, a calling, and a purpose in the body of Christ today and in the future.

**THE EZEKIEL PRINCIPLE:** Spiritual encounters with God come through taking children into the spiritual depths with Him. They encounter Him as you take them down a path that finds Him.

**PRIESTHOOD OF THE BELIEVER:** Every member of the church is called to minister (1 Peter 2:9; Matthew 5:16).

1. The process of allowing children to \_\_\_\_\_ others should be determined by the minister/church leaders, the Disciple Group, and Ministry Team leaders.
2. They must be a \_\_\_\_\_ in Christ.
3. Children who will be discipling younger children should be held to a \_\_\_\_\_. (They submit to authority, parents, and leadership and are not a discipline problem.)
4. The child is \_\_\_\_\_ to the Lordship of Christ in their life.
5. They are a \_\_\_\_\_ to younger children. You do not want anyone to become a stumbling block.
6. When you release 5th and 6th graders to disciple younger children, it \_\_\_\_\_ in them a desire to be a model for younger children.



## Building a Bridge Between Children and Student Ministry

**THE LEADERSHIP PRINCIPLE:** The minister has a calling to equip the saints, including children for building up the body of Christ.

**THE PAUL PRINCIPLE:** Every young believer needs a person in their life to disciple and equip them for ministry.

**THE TIMOTHY PRINCIPLE:** Every believing child has value, a calling, and a purpose in the body of Christ today and in the future.

**THE EZEKIEL PRINCIPLE:** Spiritual encounters with God come through taking children into the spiritual depths with Him. They encounter Him as you take them down a path that finds Him.

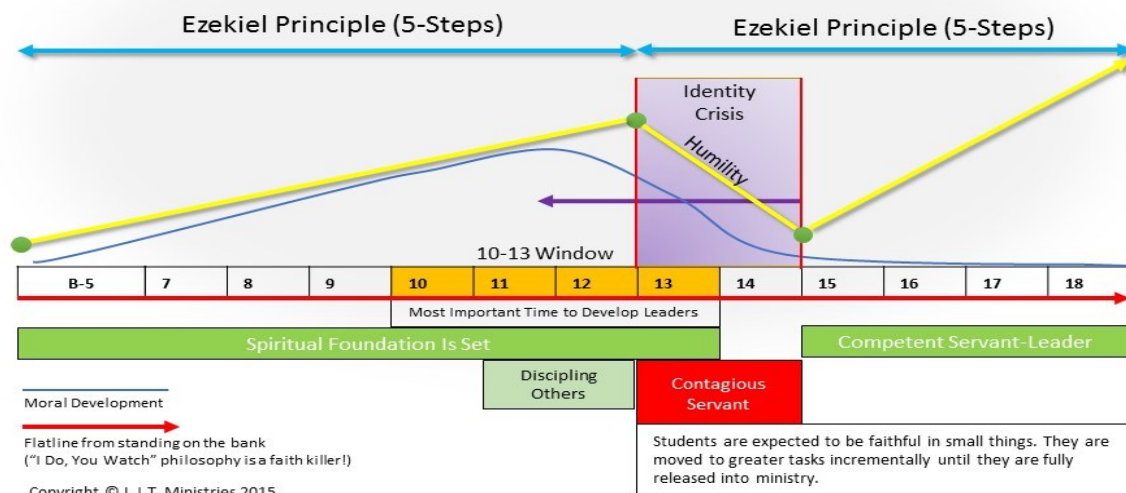
**PRIESTHOOD OF THE BELIEVER:** Every member of the church is called to minister (1 Peter 2:9; Matthew 5:16).

1. An \_\_\_\_\_ occurs between the ages 12-13.
2. The child turns their focus \_\_\_\_\_.
3. Leadership takes the child from focus on self to \_\_\_\_\_ through serving.
4. Service brings \_\_\_\_\_ and \_\_\_\_\_.
5. Service \_\_\_\_\_ by turning their focus outward to meeting the needs of others.
6. Service becomes \_\_\_\_\_.
7. The leader sets \_\_\_\_\_ to follow through, even in small tasks of service.
8. If a child is only serving and not using their spiritual gifts, it could set them back on the spiritual bank of the river. Service can become a means by which to avoid the \_\_\_\_\_.
9. Once a student becomes a \_\_\_\_\_, you begin to move them to the next challenge.

## Bridging the Gap from Children's Ministry to Student Ministry

1. Youth pastors recognize the \_\_\_\_\_ and \_\_\_\_\_ that you are receiving that will enable you to equip and disciple.
2. Build a \_\_\_\_\_ for students to continue to serve.
3. Become \_\_\_\_\_, not adversaries, with the fellow director/pastor.
4. Be \_\_\_\_\_ and release them. Establish a \_\_\_\_\_ together from preschool through high school so that there is a spiritual flow.
5. Let them \_\_\_\_\_ and participate in the things that are going on to help them further their growth and discipleship.
6. Take them from \_\_\_\_\_, not from where your student ministry is. Your students coming in may be ahead of the students who are already engaged.
7. Establish steps of \_\_\_\_\_ (local, state, and/or international).
8. Beware of the \_\_\_\_\_.

## Developing Servant-Leaders From the Bottom Up



"10-13 Window" from Alan E. Nelson, *KidLead: Growing Great Leaders* (BookSurge Publishing, 2009), 39.



## Giving God-Sized Challenges

**THE LEADERSHIP PRINCIPLE:** The minister has a calling to equip the saints, including children for building up the body of Christ.

**PRIESTHOOD OF THE BELIEVER:** Every member of the church is called to minister (1 Peter 2:9; Matthew 5:16).

“His lord said to him, ‘Well done, good and faithful servant; you have been faithful over a few things, I will make you ruler over many things. Enter into the joy of your lord.’”  
(Matthew 25:23)

1. They are released in tasks that are \_\_\_\_\_ to their faith.
  
2. Their faith is built as they \_\_\_\_\_.
  
3. The greater the challenges, the greater the \_\_\_\_\_ of the child.
  - a. Start small and then move \_\_\_\_\_ to larger and larger tasks.
  - b. Have a high \_\_\_\_\_.
  - c. They must prove to you that they can follow through. When something is asked of them, they must \_\_\_\_\_ the task.
  
4. The church recognizes them as a voice in the body, and they become \_\_\_\_\_ and \_\_\_\_\_ leaders in the church.
  
5. They are \_\_\_\_\_ in their mission.
  
6. The student discovers their \_\_\_\_\_ and \_\_\_\_\_ in the church.
  
7. They have become a \_\_\_\_\_.





## What Should I Do When a Child Tells Me They Feel Called to Ministry?

Here are five steps you can take to support and equip them for ministry:

1. \_\_\_\_\_ and hear their hearts. Let them explain to you how they are feeling and what direction God is guiding them. Let them know that it is normal to be afraid, but with excitement explain that God has great plans for them!
2. Take them \_\_\_\_\_. You can become like Paul with Timothy and fan the flame of their gifts and calling.
3. Warn them about the \_\_\_\_\_ that come with a calling. There are two dangers for a child who is called to ministry. Number one is when we celebrate with them but then never take them under our wing to train and equip them according to their calling.
4. Determine their \_\_\_\_\_. You can give them a Spiritual Gift Test and then find ways to involve them in ministry.
5. Give them \_\_\_\_\_. Give them responsibilities and have high accountability.

When you consider the callings of kids, remember that you have believers who are willing to do anything for the Lord. They are pliable and teachable, and they will become amazing leaders in your ministry when you give them a little time each week.



## God and Church

**THE BOSS PRINCIPLE:** Christ is the Head of the church, and it is His vision you are called to fulfill.

**THE POWER PRINCIPLE:** Prayer is the ultimate source of power, wisdom, and vision for your ministry setting.

### Seek God for Clear Vision for Your Ministry

1. Christ is Lord and Head of His church. His will is the \_\_\_\_\_ of everything we do.
2. He must be at the \_\_\_\_\_ of your planning and implementation of your ministry.
3. Before you start the journey of discipling and releasing children, you must take the time to get away and \_\_\_\_\_ for clear vision and direction for your ministry and how you will engage children in your church and on mission.

### Develop Your Prayer Team

1. You need to seek the Lord for His \_\_\_\_\_ and \_\_\_\_\_ in your life. You cannot teach something that you are not living out in your life yourself.
2. Develop a \_\_\_\_\_ of people who will be on your prayer team.
3. Have your prayer team pray over \_\_\_\_\_ you take in getting started and throughout your time of ministry.
4. Have your prayer team intercede for the \_\_\_\_\_ and \_\_\_\_\_ involved in your ministry. You need those who will stand in the gap for families (Ezekiel 22:30).



## Casting the Vision

**THE LEADERSHIP PRINCIPLE:** The minister has a calling to equip the saints, including children for building up the body of Christ.



The vision of Leaders In Training is a huge paradigm shift from what is being done in the church today. You must take steps to inform and educate each level of leadership in your church as well as parents in order to have success. This provides levels of protection for you as you move forward in implementing the ministry.

1. Make sure your vision aligns with the \_\_\_\_\_ of your church. You need his support before moving forward.
2. Share the vision with other \_\_\_\_\_. It is very critical to make sure they are on board with the process before you start.
3. Meet with your \_\_\_\_\_, and share the vision of N.K., L.I.T., and CSALT.
4. Meet with \_\_\_\_\_ and show them the videos of parent testimonies as well as leader testimonies. Make copies of the materials to distribute to the parents for their review.
5. Share your vision with your \_\_\_\_\_.



6. When the pastor, staff, your leadership, parents, and your church know and understand the vision, they will \_\_\_\_\_ you through the process.



7. When you have cast the vision from the top down, you will have a level of support that will \_\_\_\_\_ you as you launch this ministry for children in your church. You will not be walking alone.



## Planning for Success: Developing Your Timeline

**THE NEHEMIAH PRINCIPLE:** The vision God gives you must lead you to prayer and an effective plan of action for your ministry. A timeline should be laid out in order to develop a strategic plan to engage children in ministry.

1. \_\_\_\_\_ must be in the forefront of your vision, planning, and implementation of your ministry.
2. A timeline lays out a \_\_\_\_\_.
3. You should develop a \_\_\_\_\_ plan before you begin the ministry.
4. A \_\_\_\_\_ is critical to your success and the maximum impact on the lives of children.
5. Without a plan, you will be \_\_\_\_\_, and you will frustrate your people.
6. A clear plan breeds \_\_\_\_\_ from leaders because they know where you are heading.
7. The quickest way to fail is \_\_\_\_\_ to plan.



## Planning for Success: Year One

**THE BOSS PRINCIPLE:** Christ is the Head of the church, and it is His vision you are called to fulfill.

**THE POWER PRINCIPLE:** Prayer is the ultimate source of power, wisdom, and vision for your ministry setting.

**THE NEHEMIAH PRINCIPLE:** The vision God gives you must lead you to prayer and an effective plan of action for your ministry. A timeline should be laid out in order to develop a strategic plan to engage children in ministry.

**NOTE:** *This vision will not happen overnight. It will span several years.*

### Phase One: Cast the Vision

#### A. Enlist Prayer Team

- To pray for God's protection and wisdom from above to share your vision for your church.
- To pray for meetings with pastor, staff, and church leadership.
- To pray for God to raise up leaders who are called by God to serve in this ministry.
- To pray for God to give families a desire to become actively involved in the discipleship and spiritual development of their child.
- To pray for the church family to catch the vision.

#### B. Set up meeting to cast the vision with your pastor.

#### C. Set up a meeting to cast the vision with your church staff.

#### D. Set up a meeting to cast the vision with your elders and deacons.

#### E. Set up a meeting with your church leadership.

#### F. Share the vision with your church family.

#### G. Meet with families to share the vision (before the first Parent Orientation).



## **Meeting with Your Pastor and Overall Church Leadership**

- Open your time with prayer. Ask the Lord to reveal the vision to whomever you will be sharing.
- Show the chart “Four Steps to Disciple and Equip Children & Students” (**page 8**). Explain the steps and principles to embrace children in your church today and to develop them into leaders.
- Share the vision to provide a critical spiritual covering for families in your church.
- Share the steps that it will take for the church staff and church to cooperate across the board.
- Share the story videos from the website.
- Show copies of the resources. Remind them that the student devotionals and leadership materials are all part of the process and not an end in itself. You will accomplish God’s vision by take the proper steps of discipleship, equipping, and releasing children for ministry in your church.

**NOTE:** *Not everyone will catch the vision. This is normal.*

## **Phase Two: Set Important Dates**

- A. Leader training
- B. Parent meeting
- C. Parent Orientation
- D. Program start and end dates for the year
- E. Fall retreat (first weekend in October; see Appendix D)
- F. First community ministry opportunity (middle of November; see Appendix E)
- G. Christmas holidays
- H. Second community ministry opportunity (middle of March)
- I. End of year party
- J. Mission Trip



### **Phase Three: Determine What Ministry Training You Will Offer**

Choose ministry training that is not too complicated at first. This will enable you to train children faster so that they can get involved up front.

- A. Easier training elements: praise team, dowel, etc.
- B. Increased difficulty and mastery levels: puppets, drama, creative arts (These might be added the second year unless the Lord provides the leadership you need up front.)
- C. Look to see what resources are available at your church.
- D. Choosing training that is provided through DVD or Youtube. It does not require a qualified leader to lead a group.
- E. Expect excellence before a group performs. It can be a negative testimony to your ministry if children perform or minister before being properly prepared.

### **Phase Four: Determine Where Children Will Serve in Your Church and Community**

- A. Prayer Team: Prays for wisdom and clear direction on where to place children in ministry
- B. Talk with church staff about opportunities that they might have.
- C. Gain their support to allow children to serve.
- D. Look for places in your areas of responsibility where children can serve (i.e., children's church, greeting, resource room, check in, records, preschool, etc.).
- E. Write up job descriptions and training for children. Do not assume they know what to do.
- F. Educate leadership and show them how to train and release children in ministry.
- G. Look at possible places of service in the community in the fall and spring.





## Phase Five: Enlist Leadership

### Determine How Many Leaders You Will Need

- Disciple Group Leaders: Should have a 1:3 ratio (two adults in each room)
- Ministry Team Leaders: Need a 1:10 ratio (two adults in each room)

### Steps for Enlisting Leaders

A. Prayer team prays for the following:

- For God to raise up leaders who are called by God to serve in this ministry
- For leaders who are sold out for Christ
- For training sessions, that leaders will grasp the principles of discipleship and empowering children
- For God to give families a desire to become actively involved in the discipleship and spiritual development of their child

B. Set leadership training date: \_\_\_\_\_

C. Print applications (downloadable).

D. Print job descriptions.

E. Print out copy of “Leadership Handbook.”

F. Set up opportunities to train during your weekly meeting times.

G. Discuss child safety standards.

#### **SAMPLE Weekly Schedule**

- Ministry Training (30-45 minutes)—Meet & train Disciple Group Leaders
- Worship Time (10-15 minutes)
- Disciple Group (30-45 minutes)—Meet & train Ministry Team

### First Training Meeting

- Share testimonial video.
- Review “Developing Servant-Leaders from the Bottom Up” chart.
- Walk through “Becoming an Effective Disciple Group and Ministry Team Leader.”
- Give them a copy of the student devotional for their age group.
- Have them do one of the daily devotionals to get an idea of what the children in their group will be learning.



- Walk through the small group leadership materials to become familiar with how it works.
- Discuss phase one of the Ezekiel Principle: “I Do, You Watch.” (For the first month or two, spend time here until you know where your group is, and then push away from this point to engage children.)

**Note:** *Train as you go! It is better to share small portions of the philosophy and give leaders opportunities to put them into place. Then, go to the next step, and see them accomplish that task.*

### **First Night**

1. Distribute devotionals.
2. Have children do their first week of devotionals in their group.
3. Practice simple ways to memorize Scripture. Have them write their verse on a 3” x 5” card.
4. Pump them up with excitement about the year and the journey they are beginning with God.
5. Warn them about the spiritual battle.
6. Make them aware of the emotional battle to avoid spending time with God. Emphasize the need for making Him priority each day.



## Start Up Planning Sheet

| Task  | Person Responsible | Due/Date |
|---|--------------------|----------|
| Prayer Team   |                    |          |
| Vision  |                    |          |
| Casting the Vision <ul style="list-style-type: none"> <li>○ Pastor</li> <li>○ Staff</li> <li>○ Elders</li> <li>○ Deacons</li> <li>○ Leadership</li> <li>○ Church Family</li> <li>○ Families</li> </ul> Action Steps <ul style="list-style-type: none"> <li>○ Prayer Team</li> <li>○ Email Testimony Videos</li> <li>○ Print Brochure from Website Explaining “Seven Steps to Empower Children/Students”</li> <li>○ Share What You Learned from the Training Conference</li> </ul> |                    |          |
| Determine What Ministry Training You Will Offer <ul style="list-style-type: none"> <li>○ Praise Team</li> <li>○ Puppets</li> <li>○ Drama</li> <li>○ Tech</li> <li>○ Splat</li> <li>○ Creative Arts</li> <li>○ Glow Wall</li> <li>○ Etc. _____</li> </ul>  |                    |          |
| Enlist Leadership <ul style="list-style-type: none"> <li>○ 1:3 (5) Disciple Group Leaders</li> <li>○ 1:10 Ministry Team Leaders</li> </ul>  |                    |          |
| Determine Day of the Week to Offer the Ministry <ul style="list-style-type: none"> <li>○ Sunday</li> <li>○ Wednesday</li> <li>○ Other _____</li> </ul>  |                    |          |



|   |  |  |
|---|--|--|
| <p><b>Leadership Training Dates</b></p> <ul style="list-style-type: none"> <li>○ Phase One Training</li> <li>○ Phase Two Training: Ongoing</li> <li>○ How will you train on a weekly basis?</li> </ul>  |  |  |
| <p><b>Set Important Dates</b></p> <ul style="list-style-type: none"> <li>○ Leader Training</li> <li>○ Parent Meeting</li> <li>○ Parent Orientation</li> <li>○ Program Start and End Dates for the Year</li> <li>○ Fall Retreat (First Weekend in October)</li> <li>○ First Community Ministry Opportunity (Middle of November)</li> <li>○ Christmas Holidays</li> <li>○ Second Community Ministry Opportunity (Middle of March)</li> <li>○ End of Year Party</li> <li>○ Mission Trip</li> </ul>   |  |  |
| <p><b>Leadership Training Resources</b></p> <ul style="list-style-type: none"> <li>○ Make Copies of Leadership Handbook</li> <li>○ Make Copies of Disciple Group materials</li> <li>○ Make Copies of Student Devotionals</li> <li>○ Make Copies of Leadership Applications</li> </ul>   |  |  |
| <p><b>First Parent Meeting</b></p> <ul style="list-style-type: none"> <li>○ When (Lunch Meeting, Wednesday Evening, Sunday Evening, etc.)</li> <li>○ Print Copies of Student Devotionals</li> <li>○ Room Set Up to Play Videos from Website (Remember, stories from other churches will help them see the bigger picture.)</li> </ul>   |  |  |
| <p><b>Parent Orientation Meeting</b></p> <ul style="list-style-type: none"> <li>○ Print Student Applications</li> <li>○ Print Parent Handbook</li> <li>○ Print Page from Each Age Group Devotional, Including the "Parent Talk Section"</li> <li>○ Download Parent Orientation PowerPoint</li> <li>○ Enlist Tech Person (Mic, PowerPoint, Projector, etc.)</li> <li>○ Pencils/Pens</li> <li>○ Print Schedule of Important Dates <ul style="list-style-type: none"> <li>✓ What days you will meet</li> <li>✓ Ministry opportunity dates</li> <li>✓ Holidays</li> <li>✓ Retreats</li> <li>✓ Community ministry dates</li> <li>✓ Mission Trip</li> <li>✓ Etc.</li> </ul> </li> </ul> |  |  |



|   |  |  |
|---|--|--|
| <p><b>First Night</b></p> <ul style="list-style-type: none"> <li>○ Purchase Totes for Books</li> <li>○ Purchase Incentive Stickers (Teaching Supply Store, Oriental Trading, Walmart, etc.)</li> <li>○ Purchase Record Binders for Disciple Group Leaders             <ul style="list-style-type: none"> <li>✓ Print record sheets</li> <li>✓ Purchase school pouch for pens, incentive stickers, etc. (place items in pouch)</li> <li>✓ Mark totes (color, number)</li> <li>✓ Mark student devotional binders (color, number)</li> </ul> </li> <li>○ Download and Print Student Devotionals</li> <li>○ Determine How Many Rooms You Will Need</li> <li>○ Make Room Assignments for Ministry Teams/Small Groups</li> <li>○ Set Ministry Team Supplies Out             <ul style="list-style-type: none"> <li>✓ CD Player</li> <li>✓ Sound system</li> <li>✓ Video projector</li> <li>✓ TV/DVD Player</li> <li>✓ DVDs (Make copies for leadership and students)</li> </ul> </li> <li>○ Plan Schedule             <ul style="list-style-type: none"> <li>✓ Sing worship songs</li> <li>✓ Cast</li> <li>✓ Inspirational message</li> <li>✓ Break up into small groups                 <ul style="list-style-type: none"> <li><input type="checkbox"/> Hand out devotionals</li> <li><input type="checkbox"/> Have students do a few days</li> <li><input type="checkbox"/> Work on first week's memory verse</li> <li><input type="checkbox"/> PRAY together</li> <li><input type="checkbox"/> Explain prayer journal</li> </ul> </li> </ul> </li> </ul> |  |  |
| <p><b>Second Night</b></p> <ul style="list-style-type: none"> <li>○ Set Baskets Out (Leadership Binders Inside)</li> <li>○ Set Ministry Training Equipment Out</li> <li>○ Start Regular Schedule             <ul style="list-style-type: none"> <li>✓ Worship Time (10 min.)</li> <li>✓ Ministry Training (45 min.)</li> <li>✓ Disciple Group Time (45 min.)</li> <li>✓ Closing Time (10 min.)</li> </ul> </li> </ul>   |  |  |



## Three Year Plan to Implement L.I.T. in Your Church

| Year One                                 | Year Two                                 | Year Three   |
|--|--|--|
| <b>1. God &amp; Church</b>               | <b>1. God &amp; Church</b>               | <b>1. God &amp; Church</b>                             |
| Prayer                                   | Prayer                                   | Prayer   |
| Vision                                   | Vision                                   | Vision   |
| Prayer Team                              | Prayer Team                              | Prayer Team  |
| Cast Vision                              | Cast Vision                              | Cast Vision  |
| <b>2. Parents</b>                        | <b>2. Parents</b>                        | <b>2. Parents</b>                                      |
| Parent Meeting                           | Parent Orientation                       | Parent Orientation                                     |
| Parent Orientation                       |  |  |
| <b>3. Discipleship</b>                   | <b>3. Discipleship</b>                   | <b>3. Discipleship</b>                                 |
| Train Leaders                            | Train Leaders                            | Train Leaders  |
| Set Training Timeline                    | Set Training Timeline                    | Set Training Timeline                                  |
| Invest in Leaders' Lives                 | Invest in Leaders' Lives                 | Invest in Leaders' Lives                               |
| <b>4. Ministry Training/Involvement</b>  | <b>4. Ministry Training/Involvement</b>  | <b>4. Ministry Training/Involvement</b>                |
| Choose Easy Ministry Training            | Next Level Ministry Training             | Next Level Ministry Training                           |
| Find Ministry Opportunities in Church    | Find Ministry Opportunities in Church    | Find Ministry Opportunities in Church                  |
| Find Ministry Opportunities in Community | Find Ministry Opportunities in Community | Find Ministry Opportunities in Community               |
| <b>5. Missions/Mission Trip</b>          | <b>5. Missions/Mission Trip</b>          | <b>5. Missions/Mission Trip</b>                        |
| Plan                                     | Plan                                     | Plan   |
| Train                                    | Train                                    | Train  |
| Prepare                                  | Prepare                                  | Prepare  |
|  | <b>6. Discipling Others</b>              | <b>6. Discipling Others</b>                            |
|  | Discernment From Leadership Team         | Discernment From Leadership Team                       |
|  | Train Leaders                            | Train Leaders  |
|  |  | <b>7. Discovering Their Purpose</b>                    |
|  |  | Engage Students in Regular Service to Younger Children |
|  |  | Release Students to Serve Children                     |
|  |  | Give Greater Responsibilities                          |



## Training Your Leadership

**THE LEADERSHIP PRINCIPLE:** The minister has a calling to equip the saints, including children, for building up the body of Christ.

1. Properly trained and equipped leaders will have a \_\_\_\_\_ on the children in your church.
2. Set a \_\_\_\_\_ and walk your leadership through the proper implementation of the N.K., L.I.T., and CSALT programs.
3. Develop \_\_\_\_\_ training times for your leaders so that you can continually invest in them on a weekly to monthly basis.
4. Try to meet at the \_\_\_\_\_ when your programs are running.
5. Meet with \_\_\_\_\_ Leaders while children are in Disciple Group time.
6. Meet with \_\_\_\_\_ Leaders while children are in Ministry Training.
7. Try to cover \_\_\_\_\_ portions each week.



## Sample Leadership Training Schedule

### Basic Training of Leadership (Must Know to Start)

L.I.T. Ministries Mission and Vision

The Boss Principle

Call all leadership to fully surrender their lives to Christ. (Luke 9:23; Romans 12:1)

Four Steps to Disciple and Equip Children and Students

1. God and Church
  - Recognizing the Significance of Children in the Church Today
  - N.K./L.I.T. Adult and/or Teen Leadership Job Descriptions
2. Family
3. Discipleship and Equipping
  - Guiding Children into the Spiritual Depths with God (Phase One)
    - ABC Counseling Card

Teach all leadership how to counsel a lost child in first training meeting.

Order New ABC Counseling Cards.

### Phase Two: Review Weekly with Leadership (Take about 10 minutes per week)

- Teaching Spiritual Disciplines
- The Cross
  - Jesus Is Lord (Lordship)
  - Read the Bible (God's Word)
  - Talk With God (Prayer and Personal Worship)
    - o Training Warriors for the King
    - o Prayer and Worship: God Encounters
    - o Prayer Warrior Journal

Review a day of the Prayer Journal each week and emphasize its importance.

- Tell Others
    - o The Holy Spirit Empowers Children to Share
    - o Teaching Children How to Share the Gospel
    - o Preparing Children to Share the Gospel/Counseling
    - o ABC Counseling Card
  - Gifts and Ministry
    - o Helping Children Find and Use Their Spiritual Gifts
  - Life of Obedience
5. Missions: Acts 1:8
  6. Discipling Others
  7. Discovering Their Purpose
    - Giving God-Sized Challenges





## Leaders In Training Adult and/or Teen Leadership Job Descriptions

One of the most important factors for the success of the N.K./L.I.T. ministries is recruiting adult and/or teen leaders who are genuinely devoted to the Lord in their personal spiritual life, who have a clear calling from the Lord to work with children and a love for those children, and who are committed to the various responsibilities of their leadership position.

### Leadership Job Responsibilities

The **Leaders In Training Director** is responsible for the following:

- fully surrendered to the Lordship of Christ in their lives
- striving to fulfill the mission and purpose of L.I.T.
- enlisting all leaders
- supervising the Ministry Team Leader, Disciple Group Team Leader, and the Secretary
- offering spiritual encouragement to all leaders
- will participate in the on-going teaching and training of leadership
- reporting to the responsible church leader or supervisor

The **Leaders In Training Secretary** is responsible for the following:

- fully surrendered to the Lordship of Christ in their lives
- striving to fulfill the mission and purpose of L.I.T.
- keeping weekly records of N.K./L.I.T. attendance and special reports
- setting up the monthly N.K./L.I.T. schedule and giving it to the children
- preparing a monthly calendar of all N.K./L.I.T. activities and sending it to parents
- reporting to the N.K./L.I.T. Director

The **Leaders In Training Director of Ministry Team Leaders** is responsible for the following:

- fully surrendered to the Lordship of Christ in their lives
- striving to fulfill the mission and purpose of L.I.T.
- overseeing Ministry Leaders
- working with Ministry Leaders to develop a schedule for their N.K.s/L.I.T.s
- offering encouragement, advice, and direction to Ministry Leaders
- holding Ministry Leaders accountable to do daily quiet times
- meeting weekly with Ministry Leaders for planning and prayer
- reporting to the N.K./L.I.T. Director



The **Leaders In Training Ministry Team Leaders** are responsible for the following:

- fully surrendered to the Lordship of Christ in their lives
- striving to fulfill the mission and purpose of L.I.T
- overseeing a ministry team of N.K.s/L.I.T.s
- developing lesson plans for training their team in a particular type of ministry (i.e., puppets, praise team, tech, balloon twisting, drama, etc.)
- working with the children on their team to develop a schedule
- contacting the N.K.s/L.I.T.s on their team on a regular basis
- reporting to the Director of Ministry Team Leaders

The **Leaders In Training Director of Disciple Group Leaders** will be responsible for the following:

- fully surrendered to the Lordship of Christ in their lives
- striving to fulfill the mission and purpose of L.I.T
- overseeing and training Disciple Group Leaders
- offering encouragement, advice, and direction to Disciple Group Leaders
- holding Disciple Group Leaders accountable to do daily quiet times
- meeting weekly with Disciple Group Leaders for planning and prayer
- dealing with discipline problems, if they arise, with individual N.K.s/L.I.T.s and those who are not doing their daily quiet times
- reporting to the N.K./L.I.T. Director

The **Leaders In Training Disciple Group Leaders** are responsible for the following:

- fully surrendered to the Lordship of Christ in their lives
- striving to fulfill the mission and purpose of L.I.T
- leading a small group of N.K.s/L.I.T.s in weekly Bible study
- discussing the daily devotionals completed by the children during the week
- holding the N.K.s/L.I.T.s in their group accountable for memorizing their weekly verses and doing their daily devotionals
- praying with and for the children in their group
- contacting the N.K.s/L.I.T.s in their group each week and encouraging them
- reporting to the Director of Disciple Group Leaders



## Twelve Landmines to Avoid

1. Not having a \_\_\_\_\_ or plan of \_\_\_\_\_.
2. Not taking \_\_\_\_\_ to cast the vision with leadership
3. Loss of focus on \_\_\_\_\_ and \_\_\_\_\_
4. Not *properly* \_\_\_\_\_ parents—no parent orientation
5. \_\_\_\_\_ leadership
6. Not having a ministry platform for children to \_\_\_\_\_
7. Lack of child \_\_\_\_\_ procedures
8. Failure to \_\_\_\_\_ children in the community
9. Believing that all children are at the \_\_\_\_\_ spiritual level (Jesus had twelve disciples; however, He invested the majority of His time in three.)
10. The idea that \_\_\_\_\_ child will be excited about doing a daily quiet time
11. Believing that \_\_\_\_\_ of your parents will be on board with the L.I.T. ministry philosophy
12. Being angry with parents who do not \_\_\_\_\_ their children



## Appendices

### Appendix A

#### Spiritual Gifts

It is evident throughout the New Testament that God has given many different spiritual gifts to believers. These gifts were given with a preordained purpose: “For we are His workmanship, created in Christ Jesus for good works, which God prepared beforehand that we should walk in them” (Ephesians 2:10). As you learn more about the spiritual gifts, you will begin to see one or more in your child’s life if they have accepted Jesus Christ as their Lord and Savior.

#### Spiritual Gift Test

Encourage your child to answer the questions below honestly and to the best of their knowledge. This test will help you discover what your child’s spiritual gifts are. The test is not completely accurate; however, it will give you an idea of the gift(s) the Holy Spirit has given them. Spiritual gifts come at a person’s point of salvation.

So, yes, your child has gifts if they have accepted Jesus as their Savior and Lord! Have your child circle their answers below using the following scale:

1-Never, 2-Almost Never, 3-Sometimes, 4-Most of the Time, 5-Always

- |   |   |   |   |   |   |
|---|---|---|---|---|---|
| 1. I do not like it when things are unorganized.  | 1 | 2 | 3 | 4 | 5 |
| 2. It is easy for me to give money to the church.   | 1 | 2 | 3 | 4 | 5 |
| 3. I love to help at church.  | 1 | 2 | 3 | 4 | 5 |
| 4. I am concerned for the lost and think about them all the time.                         | 1 | 2 | 3 | 4 | 5 |
| 5. I feel like I know the Bible really well and find myself correcting my friends.        | 1 | 2 | 3 | 4 | 5 |
| 6. It is easy for me to explain the Bible to my friends in a way that they understand it. | 1 | 2 | 3 | 4 | 5 |
| 7. I love to encourage my friends.  | 1 | 2 | 3 | 4 | 5 |
| 8. I am protective of my friends.   | 1 | 2 | 3 | 4 | 5 |
| 9. I do not like when I see someone getting hurt by others.                               | 1 | 2 | 3 | 4 | 5 |
| 10. I believe what the Bible says, and I try my best to do what it says.                  | 1 | 2 | 3 | 4 | 5 |
| 11. I am a behind-the-scenes person. I would rather help than be out front.               | 1 | 2 | 3 | 4 | 5 |
| 12. I love to organize things.  | 1 | 2 | 3 | 4 | 5 |
| 13. If my friends do not have money, I have no problem paying their way.                  | 1 | 2 | 3 | 4 | 5 |
| 14. It is normal for me to want to help at church.  | 1 | 2 | 3 | 4 | 5 |
| 15. I love to tell people about Jesus.  | 1 | 2 | 3 | 4 | 5 |
| 16. I frequently find myself explaining what the Bible says to my friends and others.     | 1 | 2 | 3 | 4 | 5 |



- |   |   |   |   |   |   |
|---|---|---|---|---|---|
| 17. I love to help people better understand the Bible.  | 1 | 2 | 3 | 4 | 5 |
| 18. My friends would say that I am an encourager.   | 1 | 2 | 3 | 4 | 5 |
| 19. I love to help my friends grow in their faith.  | 1 | 2 | 3 | 4 | 5 |
| 20. I am concerned about others and feel compelled to meet their needs.                         | 1 | 2 | 3 | 4 | 5 |
| 21. When I pray, I truly believe that I will get what I ask for.                                | 1 | 2 | 3 | 4 | 5 |
| 22. I love working together with others to do ministry in the church.                           | 1 | 2 | 3 | 4 | 5 |
| 23. Organization comes naturally to me.   | 1 | 2 | 3 | 4 | 5 |
| 24. I like giving money to the church.  | 1 | 2 | 3 | 4 | 5 |
| 25. It is easy for me to take on a task and finish it.  | 1 | 2 | 3 | 4 | 5 |
| 26. There isn't a day that goes by that I don't think about telling others about Jesus.         | 1 | 2 | 3 | 4 | 5 |
| 27. I really enjoy speaking before a group.   | 1 | 2 | 3 | 4 | 5 |
| 28. I don't like it when I see someone down. I want to build them up.                           | 1 | 2 | 3 | 4 | 5 |
| 29. It is easy for me to explain the Bible to others.   | 1 | 2 | 3 | 4 | 5 |
| 30. I notice when someone is missing at church.   | 1 | 2 | 3 | 4 | 5 |
| 31. When someone shares that they are hurting, I find myself concerned for them.                | 1 | 2 | 3 | 4 | 5 |
| 32. If the Bible says it. I believe it.   | 1 | 2 | 3 | 4 | 5 |
| 33. It is normal for me to serve in the church and to help out where needed.                    | 1 | 2 | 3 | 4 | 5 |
| 34. I can't stand to see something unorganized, and I will step in to try to fix it.            | 1 | 2 | 3 | 4 | 5 |
| 35. I feel compelled to give money to missions.   | 1 | 2 | 3 | 4 | 5 |
| 36. When I see someone in need, I want to help.   | 1 | 2 | 3 | 4 | 5 |
| 37. My friends have heard me tell them about Jesus on a regular basis.                          | 1 | 2 | 3 | 4 | 5 |
| 38. I think about being a pastor one day.   | 1 | 2 | 3 | 4 | 5 |
| 39. I love to teach my friends Bible truths.  | 1 | 2 | 3 | 4 | 5 |
| 40. It is normal for me to encourage people in their faith.                                     | 1 | 2 | 3 | 4 | 5 |
| 41. It is natural for me to lead. I am a leader amongst my friends.                             | 1 | 2 | 3 | 4 | 5 |
| 42. It is natural for me to help others in need.  | 1 | 2 | 3 | 4 | 5 |
| 43. When I read the Bible, I believe and accept what it says.                                   | 1 | 2 | 3 | 4 | 5 |
| 44. I want to help others to be successful.   | 1 | 2 | 3 | 4 | 5 |
| 45. It comes naturally to me to organize things and put them into order.                        | 1 | 2 | 3 | 4 | 5 |
| 46. I don't think twice about giving to someone in need.  | 1 | 2 | 3 | 4 | 5 |
| 47. I love to help out at church when there is a need.  | 1 | 2 | 3 | 4 | 5 |
| 48. I am fearless in sharing my faith with the lost.  | 1 | 2 | 3 | 4 | 5 |
| 49. I find myself thinking about teaching others.   | 1 | 2 | 3 | 4 | 5 |
| 50. I want to teach my friends and others about the Bible.                                      | 1 | 2 | 3 | 4 | 5 |
| 51. I find it natural to build my friends up.   | 1 | 2 | 3 | 4 | 5 |
| 52. When my friends are hurting, I want to be with them<br>to encourage them and build them up. | 1 | 2 | 3 | 4 | 5 |
| 53. When I see someone in need, I want to help them.  | 1 | 2 | 3 | 4 | 5 |
| 54. When I pray, I know that God will answer me.  | 1 | 2 | 3 | 4 | 5 |
| 55. I am comfortable supporting other people as they minister for God.                          | 1 | 2 | 3 | 4 | 5 |

(Score the test on the next page.)



## Score Your Child's Spiritual Gift Test

Turn back to the beginning of the test and write your child's scores on this page beside the appropriate numbers. After you have all of the scores written in the correct boxes, add the numbers together across each line, and write the total in the far, right column. When you are done, you will see what your child's spiritual gifts are by looking at the lines with the highest totals. There may be one or more.

|  |    |    |    |    | TOTALS |
|--|----|----|----|----|--------|
| <b>GIFT OF ORGANIZATION/ADMINISTRATION</b> |    |    |    |    |        |
| 1  | 12 | 23 | 34 | 45 |        |
| <b>GIFT OF GIVING</b>                      |    |    |    |    |        |
| 2  | 13 | 24 | 35 | 46 |        |
| <b>GIFT OF SERVICE</b>                     |    |    |    |    |        |
| 3  | 14 | 25 | 36 | 47 |        |
| <b>GIFT OF EVANGELISM</b>                  |    |    |    |    |        |
| 4  | 15 | 26 | 37 | 48 |        |
| <b>GIFT OF PROPHECY</b>                    |    |    |    |    |        |
| 5  | 16 | 27 | 38 | 49 |        |
| <b>GIFT OF TEACHING</b>                    |    |    |    |    |        |
| 6  | 17 | 28 | 39 | 50 |        |
| <b>GIFT OF ENCOURAGEMENT</b>               |    |    |    |    |        |
| 7  | 18 | 29 | 40 | 51 |        |
| <b>GIFT OF SHEPHERD/LEADERSHIP</b>         |    |    |    |    |        |
| 8  | 19 | 30 | 41 | 52 |        |
| <b>GIFT OF MERCY</b>                       |    |    |    |    |        |
| 9  | 20 | 31 | 42 | 53 |        |
| <b>GIFT OF FAITH</b>                       |    |    |    |    |        |
| 10   | 21 | 32 | 43 | 54 |        |
| <b>GIFT OF HELPS</b>                       |    |    |    |    |        |
| 11   | 22 | 33 | 44 | 55 |        |



## Definitions of Spiritual Gifts

- **Organization/Administration:** Titus was to organize the ministry in Crete. In 1 Corinthians 12:28, there is a list of spiritual gifts that includes administration. The person with this gift helps the church organize itself so it can effectively minister to its own members and to others out in the world.
- **Giving:** The gift of giving expresses itself in a desire to give above and beyond our ten percent tithe. The person with this gift finds it easy to give freely and is very cheerful in doing so.
- **Service:** The gift of service expresses itself in a desire to serve others. The person with this gift finds it easy to be a servant in the church and finds great joy and fulfillment in doing so.
- **Evangelism:** The gift of evangelism is the ability to explain clearly to lost people how to become Christians and to persuade them to desire to be saved.
- **Prophecy:** The gift of prophecy enables a person to speak God's Word boldly so that it brings conviction of sin. Prophets speak to people and confront them concerning sin.
- **Teaching:** The gift of teaching is the ability to teach Bible truths in a way that others might understand and be built up in their faith.
- **Encouragement/Exhortation:** Romans 12:6-8 lists several gifts of the Spirit, including the gift of encouragement, or exhortation. It is given to build up the body of Christ. The person with the gift of encouragement easily edifies other people, helps build confidence, and reminds Christians of the hope they have in Christ.
- **Shepherd/Leadership:** The gift of a shepherd is to lead, guide, and feed the flock of God, which is the church. The shepherd, or pastor, is gifted by the Holy Spirit to be a leader. He has the ability and desire to teach, protect, and build up the church.
- **Mercy:** Those who have the gift of mercy see the needs of others and find it easy to help them. They are aware of people's needs around them.
- **Faith:** The gift of faith is an unwavering trust in what God promises. The person with the gift of faith believes that God will be faithful to His Word.
- **Helps:** Christians with the gift of helps are those who like to work to assist or help another person's ministry. They usually work behind the scenes.



## **Appendix B:**

### Parent Handbook

## **Appendix C:**

### A Normal Leaders In Training Evening

Contributed by Miriam Johnston

#### **Set Up**

- Set out laundry baskets labeled for each Disciple Group. Children put their Bibles and notebooks in the appropriate basket as they enter.
- Each notebook is labeled with a colored sticker and number. For example, blue stickers with a “1” on them are first grade boys. On their basket, there is a blue piece of paper with a big “1” on it. For grades that have more than one group per gender, use multiple colors. For example, have a pink “5” group and a yellow “5” group for two different 5th-grade girl groups. The sticker on each child’s notebook matches the sign on their basket to help them remember where to put their things.
- Disciple Group Leaders can check the notebooks in their basket while the children are with their ministry teams.
- Set up the 1<sup>st</sup>-4<sup>th</sup> grade (N.K.) baskets in a completely different area from the 5<sup>th</sup>-6<sup>th</sup> graders (L.I.T.).
- If you take roll, set out the roll sheets and pens on a table near the baskets. Be sure to tell the children to sign in each week. You will likely need someone to be close by and remind them to do that each week.
- Be sure all ministry team supplies are in the appropriate rooms. You do not want leaders wasting ministry team time looking for supplies. At the beginning of the year, let leaders know what your process and time table are for telling you what they need. You could ask them to let you know by noon on Mondays if they need something for Wednesday nights. That gives you time to get everything ready by Wednesday. Set the expectation for them.
- Keep at least one extra notebook for each grade in case you have new children or visitors. This will keep you from having to print a new book in the middle of the activity of the evening. If possible, keep three notebooks of each age group in a





certain place and make sure the Disciple Group Leaders know where to find them. That way they can get a notebook when they need it, and they are not looking for you to get it for them.

- Leader notebooks: Put a pencil bag in each leader notebook with a pen, pencil, stickers for incentive pages (if you use them), and bucks (if you use them). You might also put a post-it note pad in each bag in case they need to leave you a note, write a child a reminder note, etc.
- Have a form for parents to complete giving their permission for the Disciple Group Leader to contact their child each week. Ask what phone number is best for them to call. Compile this information into lists by Disciple Group to give to group leaders.

### **Schedule**

- Ministry Teams – 30-45 minutes
- Worship Time – 15-20 minutes
- Disciple Group Time – 30-45 minutes

### **Helpful Tips**

- If possible, try not to use the same people as Ministry Team Leaders and Disciple Group Leaders. Allow adults to focus on one area and do it well.
- Ministry Teams:
  1. Some children's ministers like to decide what each Ministry Team will do each semester. Others like to let the Ministry Team Leaders make this decision. You must make this decision based on the confidence you have in your leaders. Let your leaders own their Ministry Team as much as possible. However, give them the training, support, and vision they need to be successful.
  2. Think outside the box! Do not just look at what Ministry Teams other churches have done. See what talent you have within your church and how that talent can translate to children.
  3. Ministry Teams are FUN! However, that is not their main purpose. They exist to open the eyes of the children to new ways in which they can share the Gospel and/or teach them a way they can serve in the church.
- Worship Time should be an upbeat, energetic time for the children! Remember that the kids have been sitting at school all day. Let them extinguish some energy while praising the Lord!



- Disciple Group Time:
  1. Be sure the DG Leaders know how important this time is. The teaching is important, but the relationship the leader has with each child is also extremely important.
  2. Impress upon the leaders the importance of the weekly check-in call with each child. Not only does that give the child a sense of accountability, but it also continues to foster the relationship.
  3. Let the leaders know that there is more material than they will be able to cover in the allotted time. Prioritize the lesson activities!
  4. Discussion is a key part of the small group time. Control the talking, but do not hamper good discussion and processing of the lesson.
  5. Encourage leaders to model what they are teaching. Faith is caught not taught!
  6. Make it a point to put faith in action during your DG time.

## Appendix D:

### Ministry Training Handbook

Contributed by Keri Meek

Ministry teams are a vital aspect of the N.K./L.I.T. program. The purpose of ministry teams is to guide kids in the development of their gifts and talents to bring glory to God and to share the Gospel. Through their ministry teams, kids are not only able to see how their gifts can be used to build up the church, but time spent in ministry teams also offers another opportunity for discipleship. Truly effective ministry comes out of our relationship with God. Ministry team leaders have the opportunity to disciple kids in what it means to allow the power of God to inspire teams through their gifts to move the hearts of others. Rather than relying on human power, ministry teams recognize that it is the Holy Spirit who works through us to use our gifts to point others to God. Ministry team leaders also disciple their kids by allowing the kids to do the creating. When they hit a roadblock, leaders are encouraged to guide the kids to seek the Lord for wisdom through prayer. Ministry teams offer a great avenue for discipleship in prayer and listening to God's guidance as we do God's work.

In setting the tone for your specific ministry team, it is important to take the time on the front end to give proper instruction to your team before embarking on the creative process. The first two weeks of ministry team training each semester should focus on the following:

- 1.) Getting to know each of the members of the team
- 2.) Sharing the purpose of the ministry team
- 3.) Praying for God to use the team to glorify Him
- 4.) Instructing members on the "how to" of the ministry team
- 5.) Introducing them to the creative process for the ministry team

Throughout the semester, pray each week with your ministry team for those who will be attending the Night of Worship, the church, the community, and those who are attending mission trip. Also, charge them to pray during the week in their devotion time and ask the Lord for ideas to make His message clear.

Below are some examples of different ministry teams you might consider incorporating based on the gifts and talents of your volunteers:

#### **Puppets**

This is a performance group. Using puppets, this team can perform a music routine to a chosen song, or the puppets can be used as props or tools to present the message of the Gospel.

### **Black Light Dowels**

This is a performance group. Using dowel rods that would light up under black light, this group creates a routine according to a chosen song.

### **Son Beams**

This is a performance group that uses dowel rods to create a routine according to a chosen song.

### **ZAP (Zany Art Projects)**

This is a non-performance art group that creates art projects that can be displayed in the church as well as projects the kids can take home or share with others.

### **Splat**

This is a performance-based art group. Together, the group creates one large art piece with an accompanying song.

### **Percussion**

This is a performance group that learns percussion basics to play along with a chosen song or a live worship team. A range of percussion instruments and basics can be learned and utilized in this group.

### **STOMP**

This is a performance group that learns percussion basics to create a “music” routine utilizing everyday items (i.e., buckets, brooms, etc.). This team has the potential to collaborate with other ministry teams for a routine together (for example, drama needing background sound effects).

### **Lego-mation**

This group uses Legos to create stop motion videos to tell Bible stories or stories that teach biblical truths. These videos can be shown during Night of Worship and/or used to benefit the children’s ministry during children’s worship or Sunday school.

### **Servant Ninjas**

This is a non-performance group that participates in service projects. These projects can be for the benefit of the church or the wider community. Examples of projects this group could take on are the following: stuffing backpacks to donate at the beginning of the school year, making cards for widows in the church, and making packs for the homeless.



## **Drama**

This is a performance group that could use any form of drama to present Scripture, the Gospel message, Bible stories, or Bible truths. Examples include dramatic Scripture reading, skits, tableaux, or dramatic storytelling.

## **Guitar**

This is a performance group that learns guitar basics to play along to a chosen song or with a live worship team.

## **Shadow Art**

This is a performance group that creates a storytelling routine that goes along with a song. The story is told using silhouettes and shadows.

## **Glow Wall**

This is a performance group that creates a routine that goes along with a song. The group uses a “glow wall,” which is a glow-in-the-dark version of a regular shadow wall. “How to” instructions and videos are easily available online.

## **Photography**

This is a non-performance group that learns basic photography skills to serve the children’s ministry and the broader church community by documenting events through photography. Opportunities for the photography team include taking and editing pictures for baptisms, special events, or during Wednesday night meetings to document other ministry teams’ progress.

## **Ballooning**

This is a non-performance group that creatively uses balloons to share the Gospel message. This group learns different balloon-making techniques and learns how to use them as object lessons or visuals in sharing the Gospel with others.

## **Woodworking/Master’s Trade**

This is a non-performance group that collaborates to create woodworking projects that could benefit the church or another church/community that the church may be in partnership with.

## **Cooking**

This is a non-performance group that cooks and bakes to service a variety of potential groups in the church. Some ideas include: meals for those in need, baked goods for a group having a retreat, baked goods to thank leaders, etc.

### **Praise Dance**

This is a performance group that creates a dance routine to accompany a praise and worship song.

### **Gospel in Action**

This is a performance group that creatively presents the Gospel using props and other visual aids.

### **Prayer Warriors**

This is a non-performance group that focuses on praying for different people or groups of people. This group may pray through different interactive prayer stations throughout the semester to intercede for their peers, the church, and missions.

### **Audio Visual**

This is a non-performance group that learns how to operate basic audio-visual equipment. Members of this team could use what they learn to serve on Wednesday night, Sunday morning, or at any other special events.

### **Praise and Worship**

This is a performance group that learns how to collaborate as a team to lead praise and worship among their peers by learning how to create actions to songs, to teach new songs, and what it means to lead others into a time of praise and worship. This group may lead worship on Wednesday night or Sunday morning.

### **Face Painting**

This non-performance group learns various techniques for face painting and uses what they have learned during outreach events, such as Fall Festival. This group could also learn how to use face painting or body painting (i.e., Henna) to tell the Gospel story.

### **Welcome Squad**

This is a non-performance group that collaborates to write postcards/letters and visit other children who have visited or have been absent from church on Wednesday or Sunday nights.

Further opportunities for kids to serve in church include the following:

- Setting out devotional book crates
- Handing out stickers
- Setting up for events
- Cleaning up
- Handing out bulletins on Sunday
- Being greeters on Wednesdays and Sundays



- Being part of a welcome team for check in
- Being resource room coordinators
- Being junior helpers in preschool rooms
- Being worship team leaders
- Making phone calls to new kids or kids who have not attended in a while
- Writing postcards to inactive and active members
- Assisting teachers in Sunday school classes
- Being a mission team leader



L.I.T. Ministries  
412 Mercedes, Suite F  
Benbrook, Texas 76126